



PHIL MCMANAMA



MATT MORENO



JAMES WHARTON



CARLOS ESCOBAR JR.

MARCH

S	M	T	W	T	F	S
				1	2 3pm ALEM#	3 11am SAUG#
4	5	6 3pm TBA#	7	8 3pm TBA#	9	10 TBA TBA#
11	12	13	14 4pm @UCLA PV	15 6pm @USC KENN	16	17 11am NAR~
18	19	20 3pm GH*	21	22 3pm GH*	23	24 11am SB~
25	26 3pm TAFT*	27	28	29 3pm TAFT*	30	31

MAY

S	M	T	W	T	F	S
		1 3pm GH*	2	3 3pm TAFT*	4 3pm ECR*	5
6	7	8 3pm BIRM*	9	10 3pm CLEV*	11	12
13	14	15	16	17	18	19
20	21	22	23 3pm 1ST RD+	24	25 3pm 2ND RD+	26
27	28	29	30 3pm SEMI+	31		

APRIL

S	M	T	W	T	F	S
1	2 5pm KAME^ 8pm DUR^	3 TBA CENT^	4 TBA TBA^	5	6	7
8	9 3pm ECR*	10	11	12 3pm ECR*	13	14 11am SF~
15	16	17 3pm BIRM*	18	19 3pm BIRM*	20	21 11am WEST~
22	23 3pm CLEV*	24	25	26 (KUCS TV) 3pm CLEV*	27	28
29	30					

JUNE

S	M	T	W	T	F	S
					1	2 TBA CITY FINAL
3	4	5	6	7	8	9
10	11	12	13	14	15	16
17	18	19	20	21	22	23
24	25	26	27	28	29	30

ALEM – Alemany
BIRM – Birmingham
CENT – Centennial, Bakersfield
CLEV – Cleveland
DUR – Durango, Las Vegas
ECR – El Camino Real
GH – Granada Hills
KAME – Kanehameha, Hawaii
KENN – Kennedy
NAR – Narbonne
PV – Palos Verdes
SAUG – Saugus
SB – Santa Barbara
SF – San Fernando
WEST – Westchester

■ Home games
□ Away games

Easton Showdown tournament
~ Chatsworth tournament
* West Valley League
^ Las Vegas Durango tournament
(All games at Durango High)
+ City Section playoff games



MIKE MOUSTAKAS

BOBBY COYLE

TRENT JONES

NICK DEVIAN

MATT DOMINGUEZ


CHANCELLOR BASEBALL... BUILT ROCK SOLID

Chatsworth Champions



From Left to Right

Front: Kevin Lee, Willie Cabrera, Art Cisneros, Michael Encinas, Brian Kaplun, Shawn Meusborn, Mike Fernandez, Oliver Padre, Oscar Gutierrez. **Middle:** Mitul Patel, Thomas Cassidy, Jordan Sisson, Chris Fredericks, Bryan Petersen, Ross Liddell, Zach Oasheim, Nimish Patel, Evan Jachno, Assistant Coach Ron Martinez. **Back:** Trainer Mike Nash, Assistant Coach P.C. Shaw, Assistant Coach Fred Pudrith, Assistant Coach Mike Encinas, Justin Cassel, Brett Munster, Keith Renno, Jared Kops, Jason Dominguez, Assistant Coach Stuart Sellz, Assistant Coach Charlie Hatfield, Head Coach Tom Meusborn.



From Left to Right

Front: Carlos Najar, Tim Nowak, Willie Cabrera, Adrian Pereyra, Shawn Meusborn, Mike Fernandez, Andrew Baslow, Oscar Gutierrez, Jonathan O'Leary. **Middle:** Mike Moustakas, Mitul Patel, Zach Oasheim, Jake Norton, Oliver Padre, Bryan Petersen, Matt Dominguez, Thomas Cassidy, Josh Ravin. **Back:** Assistant Coach P.C. Shaw, Assistant Coach Fred Pudrith, Trainer Mike Nash, Chris Imel, Jason Dominguez, J.C. Barker, Assistant Coach Stuart Sellz, Assistant Coach Charlie Hatfield, Head Coach Tom Meusborn.

*This page is dedicated to our
entire Chatsworth High School team!
Here's wishing all of you a
GREAT 2007!*



BOB & BONNIE GREENBERG

Chatsworth Baseball 2007 Quick Facts

General Information

Location:	10027 Lurline Ave., Chatsworth, CA 91311
Nickname:	Chancellors
Colors:	Navy, Orange and White
Affiliation:	CIF Los Angeles City Section
League:	West Valley
Home Field:	Chatsworth Ballpark (on campus)
Founded:	1963
Principal:	Jeff Davis
Athletic Director:	Mike Immken
Asst. Athletic Director:	Robert Hayes

Baseball Coaches and Staff

Head Coach:	Tom Meusborn (Long Beach State)
Assistant Coach:	Fred Pudrith (Cal State Northridge)
Assistant Coach:	John Toven (Cal State Hayward)
Assistant Coach:	Charlie Hatfield (Oklahoma)
Head JV Coach:	Stuart Sellz (Cal State Northridge)
Head Frosh/Soph Coach:	Charlie Hatfield (Oklahoma)
Baseball Assistants:	Liz Ramos, Debbie Rizzotti
Public Address Announcer:	Gary Rennpferd
Nurse:	Faith Ichida
Plant Manager:	Chris Gunn
Baseball Office Phone:	(818) 341-6211, Ext. 216

All photos, including cover, by Dave Siegel of David Joseph Studios
www.davidjosephstudios.com

You can find more Chancellor baseball on our website at:
www.chatsworthhs.org/baseball

Table of Contents

Coaches & Staff

Tom Meusborn	2
Varsity Assistant Coaches	3
JV Coaches	4

Varsity

Team	5
Preview	6-7
Player Profiles	8-13

Junior Varsity

Team	15
Players	16-17

Frosh / Soph

Team	18
Players	19

Stat Tracker

Info	20
------------	----

Review

1980-2005 Overall Record	21
2004 National Champion Review	22-23
2003 National Champion Review	24-25

City Titles

1983, 1990, 1999, 2001	26-27
------------------------------	-------

2007 Sponsors

Friends of the Chancellors	28
----------------------------------	----

Year Review

1990 - 2006	29-34
-------------------	-------

Childrens' Hospital Visit

State-Record 54 in a Row	35
--------------------------------	----

2005 Stats

Batting / Pitching / Fielding	36
-------------------------------------	----

Chancellor Facilities

Clubhouse and Field	37
---------------------------	----

Record Book

Batting Year-by-Year Leaders	38
Pitching Year-by-Year Leaders	39
Individual Season Batting Records	41
Individual Season Pitching Records	41
Career Batting	42
Career Pitching	43

Year-by-Year Scores

1980-1982	43
1983-1989	44
1990-1996	45
1997-2002	46
2003-2006	47
Other Significant Seasons 1969, 1972	47
Record Against Opponents	48
Team Season Records	48
Team Records	49
No-Hitters by Chatsworth Pitchers	49

Awards & Alumni

Awards	50
Alumni	51

School Administrators

.....	52
-------	----

Chancellor Candids

.....	53
-------	----

Advertisers

.....	54-71
-------	-------

Chancellor Candids


.....	72
-------	----

Head Coach

15 tom MEUSBORN




In his 18th season with the Chancellors... Has a career record of 432-87-3... Chancellors have won two national titles, five City Section and 14 WVL titles under his guidance... Among the WVL titles are four undefeated league seasons... Has coached Chatsworth to 10 City title games... Besides being selected national champions by three publications each in 2003 and 2004, his teams have been nationally ranked by different publications in 1990, 1998-2006. The 2003 team finished 33-1 and the 2004 team finished 35-0 for a two-year record of 68-1, the best in the history of California prep baseball for a team playing 20 games or more over a two-year span ... Those two seasons and the early part of the 2006 season yielded a state-record 54-game winning streak ... His program has produced numerous college and professional players... Honors include national coach of the year by USA Today in 2003 and by National High School Coaches Assn. in 2004, California Coaches Assn. coach of the year in 2002, Cal-Hi Sports coach of the year in 2001, National High School Baseball Coaches Assn. Region 8 coach of the year in 2000,



Tom Meusborn's Year-by-Year Record

Year	Overall	League	Place
1990	24-5-1	12-4-1	2nd
1991	18-7-1	13-3-1	1st
1992	17-11	11-6	1st
1993	22-8	12-5	2nd
1994	28-5	16-1	1st
1995	17-10	11-6	1st
1996	22-7	11-6	1st
1997	20-9	13-4	1st
1998	29-4	15-2	1st
1999	27-3	16-1	1st
2000	25-2-1	15-0	1st
2001	31-2	13-2	1st
2002	25-6	8-5	3rd
2003	33-1	15-0	1st
2004	35-0	15-0	1st
2005	29-4	13-2	1st
2006	30-3	14-1	1st
Totals	432-87-3	223-48-2	




Los Angeles Times coach of the year in 2000, 2001, and 2004, Los Angeles City coach of the year in 1990 and "Pinnacle of Success" coach of the year in 1990... Was a physical education instructor and baseball coach at Grant

High in Van Nuys before coming to Chatsworth... Graduated from Long Beach State... Resides in Granada Hills with his wife Mary, son Shawn and daughter Kellie... Shawn is 16 years old and attends Chatsworth High School, where he plays baseball. Kellie is 12 years old and plays basketball and dances.


Varsity Assistant Coaches

21 fred PUDRITH




In his sixth season with the Chancellors... Was head coach at Monroe High in North Hills from 1997 to 2001... Also coached at Valley College and Crespi High... Works with Chancellor infielders, is primarily responsible for setting up defensive alignments during games and coaches first base... Is the head coach of the Chatsworth American Legion "A" baseball team in the summer... Played baseball at Van Nuys High... Has a B.S. from Cal State Northridge... Resides in Studio City.

12 charlie HATFIELD




In his 14th season with the Chancellors... Has been head coach of the frosh-soph team for 14 years... Has been an integral part of the American Legion baseball program for many seasons, serving as Area 6 commissioner... Coached a Sylmar legion team to a World Series title... Graduated from Oklahoma... Resides in Northridge.

8 john TOVEN




In his second season with the Chancellors... Was an assistant at Kennedy High in 2004-05... Played baseball at Kennedy High... Played at Los Angeles Mission College... Played at Cal State Hayward, where he set school season records with 21 doubles and 59 runs that still stand... Played professionally in the independent Northern League and was the 1999 All-Star game starting second baseman while with the Sioux City Explorers... Played in the minor league system of the Houston Astros from 2001 to 2003... Resides in Canoga Park.




JV & Frosh/Soph Coaches


24 stuart SELLZ



In his fourth season as head JV coach and seventh season with the Chancellors, the first three as an assistant on the frosh/soph and JV teams... Led JV team to a 26-5 overall record last year and to the runner-up spot in the first City Section JV championship game... Played at Chatsworth High and at Moorpark College... Has coached the Chatsworth American Legion "B" team the last four summers... Is an instructor at Lawrence Middle School... Has B.S. in kinesiology from Cal State Northridge... Has a Master's degree in Cross Cultural Education... Resides in Chatsworth with his wife Jennifer and son Braden.



30 brett MUNSON




In his second season as an assistant coach... Was an outfielder on the Chatsworth 1999 City championship team... Attended Cal State Stanislaus... Resides in Chatsworth.

29 chris FREDERICKS



In his third season as an assistant coach... Was an outfielder on the Chatsworth 2003 national championship team... Resides in Reseda.

27 scott FOLI



In his first season as an assistant coach... Played and graduated from Cal Lutheran... Is a health and life skills teacher at Chatsworth High... He is a former baseball coach at Reseda High.

37 tim NOWAK



In his second season as an assistant coach... Was an outfielder on the Chatsworth 2003 national championship team... Resides in Chatsworth.

**From Left to Right**

Front: Ryan Merrill, Kasey Toven, Trevor Takeyama, Luis Ramirez, Nick Devian. **Middle:** Phil McManama, Matt Moreno, Jon Shields, Mike Moustakas, Bobby Coyle, Casey Fry. **Back:** Assistant Coach John Toven, Assistant Coach Fred Pudrith, Troy Cassidy, Andy Weissberg, Carlos Escobar Jr., Matt Dominguez, James Wharton, Trent Jones, Head Coach Tom Meusborn.

ALPHABETICAL ROSTER

NO.	NAME	POSITION	TH/BTS	HT	WT	GRADE
26	Troy Cassidy	P	L/R	6-2	195	SR
7	Bobby Coyle	OF/P	L/L	6-1	180	SR
2	Nick Devian	OF	R/R	5-10	175	SR
3	Matt Dominguez	3B/SS	R/R	6-2	190	SR
13	Carlos Escobar Jr.	C	R/R	6-2	190	SO
17	Casey Fry	P	L/B	6-1	185	JR
25	Trent Jones	P	R/R	6-4	220	SR
27	Phil McManama	OF	R/R	6-0	170	SR
23	Ryan Merrill	C	R/R	5-8	170	SR
19	Matt Moreno	2B/3B	R/R	5-11	185	JR
11	Mike Moustakas	SS/P	R/L	6-0	195	SR
4	Luis Ramirez	OF	R/R	5-11	150	SR
20	Jon Shields	OF	L/L	6-0	175	SR
1	Trevor Takeyama	P	R/R	5-9	135	JR
9	Kasey Toven	2B/SS	R/B	5-7	130	SO
16	Andy Weissberg	OF	R/R	6-2	180	SO
18	James Wharton	1B/P	R/R	6-3	195	JR

Coaches

15	Tom Meusborn	Head Coach	Long Beach State
8	John Toven	Asst. Coach	Cal State Hayward
12	Charlie Hatfield	Asst. Coach	Oklahoma
21	Fred Pudrith	Asst. Coach	Cal State Northridge

NUMERICAL ROSTER

NO.	NAME	POSITION
1	Trevor Takeyama	P
2	Nick Devian	OF
3	Matt Dominguez	3B/SS
4	Luis Ramirez	OF
7	Bobby Coyle	OF/P
8	John Toven	Asst
9	Kasey Toven	2B/SS
11	Mike Moustakas	SS/P
12	Charlie Hatfield	Asst
13	Carlos Escobar Jr.	C
15	Tom Meusborn	Coach
16	Andy Weissberg	OF
17	Casey Fry	P
18	James Wharton	1B/P
19	Matt Moreno	2B/3B
20	Jon Shields	OF
21	Fred Pudrith	Asst
23	Ryan Merrill	C
25	Trent Jones	P
26	Troy Cassidy	P
27	Phil McManama	OF



2007 Chancellors

The Chancellors have shown year after year that they never can be taken lightly, even when they are perceived to be in a rebuilding mode. Two national titles and four Los Angeles City Section championships since 1999, and appearances in the last four City finals serve as proof.


This season, the Chancellors will hardly fly under the radar. With 11 players returning from a team that reached the 30-win plateau — the fourth time in school history — and that earned the program's 25th West Valley League title, the Chancellors are facing high expectations. Several publications have them among their top teams in their national preseason rankings.

PREVIEW

Leading the potent offense are seniors Bobby Coyle (six home runs in 2006), Nick Devian (three), Matt Dominguez (10) and Mike Moustakas (14), who accounted for 33 of the team's 47 round-trippers.

Third baseman Dominguez and shortstop Moustakas are wrapping up the longest stretch of two Chatsworth infielders starting side by side. The two have been at those positions since their freshman year, a stretch of 101 games.

The infield also features sophomore Kasey Toven, who takes over at second base, junior first baseman James Wharton (.340 batting average) and junior



TRENT JONES



BOBBY COYLE



Matt Moreno, who can play second base and third base.

Right fielder Coyle and center fielder Devian, both starters last season, are joined in the outfield by seniors Phil McManama, Luis Ramirez (up from junior varsity) and Jon Shields (up from JV) and sophomore Andy Weissberg

The Chancellors offense should give plenty of breathing room to a pitching staff spearheaded by senior right-hander Trent Jones and junior left-hander Casey Fry.

Jones led the staff in 2006 with a 10-1 record and had a 1.44 earned-run average on his way to first-team All-City honors. Fry, a transfer from El Camino Real and also an All-City selection, had a 7-0 record with a 1.75 ERA.

MATT DOMINGUEZ




MIKE MOUSTAKAS

Also expected to contribute on the mound are senior left-hander Troy Cassidy (7-3, 0.85 ERA on JV), junior right-hander Trevor Takeyama (9-2, 1.68 on JV), right-hander Wharton, left-hander Coyle and right-hander Moustakas.

The hurlers will work with strong-armed sophomore Carlos Escobar Jr., who takes over behind the plate after working as a backup last season, and with senior Ryan Merrill, who was promoted from JV.






26 troy CASSIDY

Pitcher

6-2 • 195 • Bats R • Throws L • Senior

JUNIOR (2006): Played JV ... Had a 7-3 record and a team-leading 0.85 ERA in 11 appearances ... Had 69 strikeouts, second on the team ... Limited Narbonne to three hits and struck out seven in a 6-0 semifinal victory in the JV playoffs ... Had 12 strikeouts in a five-inning two-hitter to beat Franklin, 13-0, in first round of JV playoffs ... All-WVL ... Started one game on varsity, pitching five innings to defeat Las Vegas Centennial, 14-3, on April 12 in the Las Vegas Durango tournament ... Scholar-athlete. **SOPHOMORE (2005):** Played JV ... Had a 5-1 record and a 2.27 ERA ... Had 35 strikeouts in 34 innings ... Batted .278. **FRESHMAN (2004):** Played JV ... Batted .325. **PERSONAL:** Born May 21, 1989 ... parents are Kathy and Tom Cassidy ... Favorites include orange chicken, rap music and the film "Out Cold" ... Most inspirational people are his parents.




7 bobby COYLE

Outfielder / Pitcher

6-1 • 180 • Bats L • Throws L • Senior

JUNIOR (2006): Batted .426 with six home runs and 36 RBIs ... Batted .481 against right-handers ... Had 11 RBIs in 11 opportunities with runners on third base and less than two outs ... Hit a first-inning run-scoring double that

stood up in Chatsworth's 1-0 victory over Simi Valley on March 8 ... Had a single, triple and home run against L.A. University on April 22 ... Hit one of four home runs by the Chancellors in an 8-7 victory over El Camino Real on May 9 ... First-team All-City and All-WVL ... Played for South team in the California North-South All-Star series at UC Irvine. **SOPHOMORE (2005):** Batted .325 with 20 RBIs ... Had a 3-0 record in four appearances, two as a starter ... Did not commit an error in 31 total chances ... Hit a home run against host Las Vegas Durango on March 21 in tournament game ... Hit a three-run home run at Cleveland on April 4 ... Second-team All-WVL. **FRESHMAN (2004):** Played JV ... Led team with .508 batting average, 33 hits, 43 total bases and .662 slugging percentage ... Had 18 RBIs ... Was 5-2 with 1.56 ERA ... All-WVL. **PERSONAL:** Born March 6, 1989 ... parents are Cheree and Bob Coyle ... Favorites include steak, classic rock music and the film "Top Gun" ... Most inspirational person is his father ... Signed with the University of Arizona.



2 nick DEVIAN

Outfielder


5-10 • 175 • Bats R • Throws R • Senior

JUNIOR (2006): Batted .333 with three home runs and 21 RBIs as regular center fielder ... Hit a three-run home run to help defeat Narbonne, 12-4, on March 18 ... Hit a two-out run-scoring single in the bottom of the seventh inning to beat Alemany, 3-2, on March 15 at UCLA ... Hit a two-out home run in the top of the seventh inning to lift the Chancellors over El Camino Real, 8-7, on May 9, one of four homers hit by the team in the game that clinched the West Valley League title ... Did not commit an error in 30 total chances ... Second-team All-WVL ... Scholar-athlete. **SOPHOMORE (2005):** Had limited playing time on varsity. **FRESHMAN (2004):** Played JV ... Batted .268 ... Scholar-athlete. **PERSONAL:** Born July 28, 1989 ... parents are Jackie and Vahe Devian ... Favorites include steak, rap music and the film "Pulp Fiction."

**3 matt DOMINGUEZ**


Third Baseman / Shortstop
6-2 • 190 • Bats R • Throws R • Senior

JUNIOR (2006): Batted .370 with 10 home runs and 32 RBIs ... Led the team with 24 walks ... Led the team with 72 assists ... Hit a walk-off grand slam in the eighth inning to beat El Camino Real, 9-5, on April 20 and earned the victory in relief ... Hit a go-ahead grand slam in the seventh inning to beat Cleveland, 5-2, on March 23 ... Hit a home run against Kennedy in the City Section final at Dodger Stadium, his second at the venue ... All-American ... First-team All-City and All-WVL, second-team All-State ... Led U.S. junior national team with two home runs and 11 RBIs at world championships in Cuba, where team won silver medal. **SOPHOMORE (2005):** Second on the team in batting at .416, home runs with 10 and RBIs with 49 ... Led the team with 21 walks ... Started the season with seven consecutive hits ... Hit a run-scoring single in the bottom of the eighth inning to beat Sylmar, 6-5, March 23 in the title game of the Las Vegas Durango tournament ... Hit three three-run home runs in a span of four games in early May ... Hit a home run against El Camino Real in the City Section final at Dodger Stadium ... All-American ... First-team All-State, All-City and All-WVL ... Selected to play on the U.S. youth national team. **FRESHMAN (2004):** Had a team-record 65 RBIs, a state record for a freshman ... Was second on the team in home runs with eight and in hits with 53, and third in batting at .461 ... Hit two home runs vs. Las Vegas Cheyenne on April 7, including a walk-off solo shot in Chancellors' 6-5 win ... Had five RBIs in a game twice ... Rookie of the year in the U.S. by National High School Baseball Coaches Assn. ... Freshman of the year in California by Cal-Hi Sports ... Second-team All-State ... First-team All-City and All-WVL. **PERSONAL:** Born August 28, 1989 ... parents are Cindy and Fernando Dominguez ... Favorites include steak, reggae and rock music and the film "Dumb and Dumber" ... Most inspirational people are his brothers ... Signed with Cal State Fullerton.

**13 carlos ESCOBAR jr.**

Catcher
6-2 • 190 • Bats R • Throws R • Sophomore

FRESHMAN (2006): Had limited playing time ... Did not commit an error in 32 total chances ... Had a run-scoring double against Bakersfield Centennial on April 12 in the Las Vegas Durango tournament. **PERSONAL:** Born Dec. 31, 1990 ... parents are Lily and Carlos Escobar ... Favorites include Mexican food, rap music and the film "Waiting" ... Most inspirational person is his mom.

**17 casey FRY**

Pitcher
6-1 • 185 • Bats B • Throws L • Junior

SOPHOMORE (2006): Played at El Camino Real ... Had a 7-0 record with a 1.75 ERA and 62 strikeouts in 48 innings ... Second-team All-City and first-team All-WVL. **FRESHMAN (2005):** Played JV at El Camino Real ... Did not pitch ... Batted .340 with eight RBIs. **PERSONAL:** Born Nov. 9, 1989 ... parents are Suzanne and Sam Fry ... Favorites include steak, rock music and the film "Bull Durham" ... Most inspirational person is his dad.



25 trent JONES

Pitcher

6-4 • 220 • Bats R • Throws R • Senior

JUNIOR (2006): Had a 10-1 record and a 1.44 ERA ... Led team with six complete games ... Left-handers batted only .128 against him ... Threw a one-hitter in a 4-0 win at Granada Hills on May 4 ... Threw a three-hitter to beat Verdugo Hills, 7-0, in the first round of the City Section playoffs, his team-high fifth shutout ... First-team All-City, second-team All-WVL. **SOPHOMORE (2005):** Played JV ... Had a team-best 8-0 record and a 1.19 ERA ... All-WVL. **PERSONAL:** Born Jan. 18, 1989 ... parents are Randi Johnson and Charles Jones ... Favorites include quesadillas, rock music and the film "Wedding Crashers" ... Most inspirational person is Brian Urlacher.




27 phil McMANAMA

Outfielder

6-0 • 170 • Bats R • Throws R • Senior

JUNIOR (2006): Had limited playing time ... Hit a home run against Dos Pueblos in season opener March 4. **SOPHOMORE (2005):** Played JV ... Batted .360 ... All-WVL. **FRESHMAN (2004):** Played JV ... Batted .339 ... Had five doubles and a team-high three triples ... Had 14 RBIs. **PERSONAL:** Born March 29, 1988 ... parents are

Ana and Phil McManama ... Favorites include macaroni and cheese, rock music and the film "Major Payne" ... Most inspirational people are his parents.



23 ryan MERRILL

Catcher

5-8 • 170 • Bats R • Throws R • Senior

JUNIOR (2006): Played JV ... Second on team with .413 batting average ... Had three doubles and was fourth on team with 12 RBIs ... All-WVL. **SOPHOMORE (2005):** Played JV ... Had limited playing time. **FRESHMAN (2004):** Played frosh-soph ... Scholar-athlete. **PERSONAL:** Born Oct. 11, 1989 ... parents are Bridget and Mickey Merrill ... Favorites include spaghetti and meatballs, rock music and the film "The Ringers" ... Most inspirational person is his father.




19 matt MORENO

Second Baseman / Third Baseman

5-11 • 185 • Bats R • Throws R • Junior

SOPHOMORE (2006): Had limited playing time ... Batted .600 with a runner at third base and less than two outs ... Had a run-scoring single against Bakersfield Centennial

on April 11 in the Las Vegas Durango tournament ... Had a double against Taft on May 5. **FRESHMAN (2005):** Played JV ... Led team with .403 batting average and 25 hits ... All-WVL. **PERSONAL:** Born Aug. 30, 1990 ... parents are Mary Ellen and Gilbert Moreno ... Favorites include pizza, rap and rock music and the film "Stomp the Yard" ... Most inspirational person is his grandfather.



Shortstop / Pitcher


6-0 • 195 • Bats L • Throws R • Senior

JUNIOR (2006): Batted .427 with a school-record 14 home runs and had a team-high 47 RBIs ... Batted .452 with runners in scoring position ... Had a team-best .979 slugging percentage ... Hit a grand slam to beat Cleveland, 5-3, on March 21 ... Hit five home runs in five games, including two against Las Vegas Centennial on April 12, in the Las Vegas Durango tournament ... Hit two home runs, one a two-run shot, and a double against Cleveland on May 2 ... All-American ... Junior of the year

MIKE MOUSTAKAS



in California by Cal-Hi Sports ... City Section co-player of the year ... Co-player of the year in WVL ... Led U.S. junior national team in runs scored with nine and had a home run and seven RBIs at world championships in Cuba. **SOPHOMORE (2005):** Led the team in batting at .482, home runs with a 12, RBIs with 51 and total bases with a 112 ... Set a school season record with 1.000 slugging percentage ... Had a 2-1 record and 2.77 ERA ... Hit a two-run home run against Agoura on March 9 ... Hit a three-run home run in the bottom of the sixth inning to tie the score, 5-5, against Sylmar on March 23 in title game of the Las Vegas Durango tournament and earned the win with three innings of relief ... Hit a grand slam against Sylmar on April 2 ... Sophomore of the year in California by Cal-Hi Sports ... All-American ... First-team All-State and All-City ... Co-player of the year in WVL. **FRESHMAN (2004):** Had a .321 batting average with nine doubles ... Was 2-0 with a 0.00 ERA in two appearances ... Threw four innings of shutout relief to earn the victory as the Chancellors rallied from a seven-run deficit to beat Kennedy, 10-7, in a City Section semifinal playoff game June 4 ... Second-team All-WVL ... Scholar-athlete. **PERSONAL:** Born Sept. 11, 1988 ... parents are Connie and Mike Moustakas ... Favorites include cheesesteak, rap music and the film "Bull Durham" ... Signed with USC.



Outfielder

5-11 • 150 • Bats R • Throws R • Senior

JUNIOR (2006): Played JV ... Third on the team with .375 batting average ... Second on the team in doubles with nine ... Scored 21 runs ... Had three hits and two RBIs against Franklin in first-round of the JV playoffs. **SOPHOMORE (2005):** Played JV ... Batted .273. **PERSONAL:** Born Sept. 16, 1989 ... parents are Martha and Freddy Ramirez ... Favorites include burritos, rap and hip-hop music and the film "A Night at the Roxbury" ... Most inspirational person is Nomar Garciaparra.



20 jon SHIELDS

Outfielder

6-0 • 175 • Bats L • Throws L • Senior

JUNIOR (2006): Played JV ... Batted .279 ... Had one of four home runs hit by the team ... Scored 14 runs ... Had two hits against Taft on April 7 ... Scholar-athlete. **SOPHOMORE (2005):** Played JV ... Batted .309 ... Scholar-athlete. **FRESHMAN (2004):** Played JV ... Had limited playing time ... Scholar-athlete. **PERSONAL:** Born Oct. 17, 1989 ... parent is Jennifer Shields ... Favorites include pizza, rap and hip-hop music and the film "Stomp the Yard" ... Most inspirational person is his mother.



1 trevor TAKEYAMA

Pitcher

5-9 • 135 • Bats R • Throws R • Junior

SOPHOMORE (2006): Played JV ... Was 9-2 with 1.68 ERA ... Led team with 80 strikeouts in 67 innings ... Made a team-high 14 appearances ... Struck out 10 in five innings to shut out Taft on April 7 ... Had 12 strikeouts in six innings to beat Birmingham on April 24 ... Struck out eight to beat San Fernando, 6-2, in second round of the JV playoffs ... All-WVL ... Scholar-athlete. **FRESHMAN (2005):** Played JV ... Was 2-0 with three saves and a 0.37 ERA ... Struck out 28 in 19 innings ... Scholar-ath-

lete. **PERSONAL:** Born May 16, 1990 ... parents are Shelley and Steve Takeyama ... Favorites include pizza, rock music and the film "Rudy" ... Most inspirational person is Hideo Nomo.

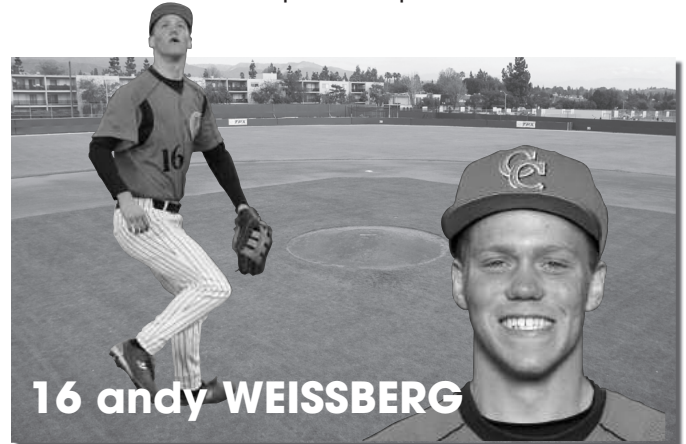


9 kasey TOVEN

Second Baseman / Shortstop

5-7 • 130 • Bats B • Throws R • Sophomore

FRESHMAN (2006): Batted .262 ... Batted .500 with the bases loaded ... Led team with seven sacrifices, tying the school's single-season record ... Hit a run-scoring triple against Santa Barbara on March 25 ... Had a run-scoring single against Granada Hills on March 30 ... Scholar-athlete. **PERSONAL:** Born May 4, 1991 ... parents are Sonia and Greg Toven ... Favorites include Vietnamese food, hip-hop music and the film "The Nightmare Before Christmas" ... Most inspirational person is his mother.



16 andy WEISSBERG

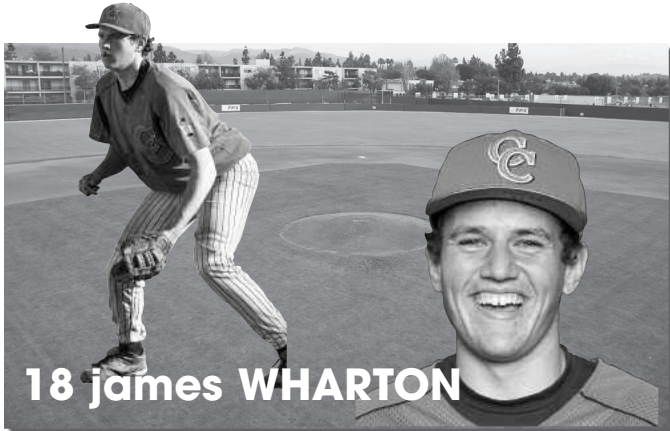
Outfielder

6-2 • 180 • Bats R • Throws R • Sophomore

FRESHMAN (2006): Batted .275 ... Batted .600 with a runner on third base and less than two outs ... Hit a run-scoring triple against Las Vegas Durango on April 10 ... Had a double against Bakersfield Centennial on April 11




in the Las Vegas Durango tournament. **PERSONAL:** Born Sept. 25, 1990 ... parents are Jodi and David Weissberg ... Favorites include steak, heavy rock music and the film "Lord of Dogtown" ... Most inspirational person is Derek Jeter.



First Baseman / Pitcher
6-3 • 195 • Bats R • Throws R • Junior

SOPHOMORE (2006): Made his only pitching appearance of the season and earned the victory in relief against the host team in the Las Vegas Durango tournament ... Hit a three-run home run against L.A. University on April 22 ... Hit a home run at Birmingham on April 27 ... Had a two-run double and a two-run triple against Taft on May 5 ... Hit a walk-off three-run home run to beat Banning, 11-1, in a City Section quarterfinal playoff game May 19. **FRESHMAN (2005):** Played frosh-soph ... Batted .400 ... Scholar-athlete. **PERSONAL:** Born Sept. 22, 1989 ... parents are Fiona and Patrick Wharton ... Favorites include chocolate-chip cookies, rap and rock music and the film "Stomp the Yard" ... Most inspirational person is his father.



NICK DEVIAN





A Tradition of Excellence

- **(2) National Titles** 2003, 2004
- **(6) L.A. City Titles** 1983, 1990, 1999, 2001, 2003, 2004
- **(25) West Valley League Titles** 1969, 1972, 1981, 1982, 1983, 1984, 1985, 1986, 1987, 1988, 1989, 1991, 1992, 1994, 1995, 1996, 1997, 1998, 1999, 2000, 2001, 2003, 2004, 2005, 2006
- **264-25 Record Since 1998**
- **(4) 30-Victory Seasons**
- **(4) Undefeated League Seasons**
- **(13) Appearances in L.A. City Title Game**
- **State-Record 54-Game Winning Streak**
- **(9) L.A. City Players of the Year**



From Left to Right

Front: Noah Hershewe, Jorge Chairez, Andrew Klausmeier, Ryan Wittler, Angel Calderon. **Middle:** Ryan Cooperstone, Mark Felshaw, Derek Neely, Sean O'Connell, Michael Renner. **Back:** Assistant Coach Scott Foli, Richard Palacios, Patrick O'Connell, Josh Reece, Shawn Meusborn, Cameron Milstein, Freddy Ramirez, Jerry Lobert, Head Coach Stuart Sellz

ALPHABETICAL ROSTER

NO.	NAME	POSITION	TH/BTS	HT	WT	GRADE
15	Angel Calderon	3B	R/R	5-8	135	FR
2	Jorge Chairez	OF	R/R	5-8	130	SO
3	Ryan Cooperstone	SS/P	R/R	5-10	155	SO
20	Mark Felshaw	3B/SS	R/R	5-10	150	JR
23	Noah Hershewe	P	L/L	5-7	130	JR
16	Andrew Klausmeier	OF/P	R/R	5-8	150	SO
9	Jerry Lobert	P	L/L	5-11	175	SO
4	Shawn Meusborn	2B	R/R	6-1	145	SO
7	Cameron Milstein	P	R/R	6-0	145	JR
25	Derek Neely	1B/C	R/R	5-8	195	FR
10	Patrick O'Connell	OF	R/R	6-3	150	JR
5	Sean O'Connell	C/1B	R/R	6-0	160	FR
14	Richard Palacios	C	R/R	6-0	170	JR
28	Freddy Ramirez	OF	R/R	5-11	150	SO
22	Josh Reece	1B/P	R/R	6-3	255	JR
6	Michael Renner	OF/P	L/L	5-9	135	SO
1	Ryan Wittler	3B/SS	R/R	5-6	130	FR

Coaches

24	Stuart Sellz	Head Coach	Cal State Northridge
27	Scott Foli	Assistant Coach	Cal Lutheran
30	Brett Munson	Assistant Coach	Cal State Stanislaus

NUMERICAL ROSTER

NO.	NAME	POSITION
1	Ryan Wittler	3B/SS
2	Jorge Chairez	OF
3	Ryan Cooperstone	SS/P
4	Shawn Meusborn	2B
5	Sean O'Connell	C/1B
6	Michael Renner	OF/P
7	Cameron Milstein	P
9	Jerry Loberty	P
10	Patrick O'Connell	OF
14	Richard Palacios	C
15	Angel Calderon	3B
16	Andrew Klausmeier	OF/P
20	Mark Felshaw	3B/SS
22	Josh Reece	1B/P
23	Noah Hershewe	P
24	Stuart Sellz	Coach
25	Derek Neely	1B/C
27	Scott Foli	Asst.
28	Freddy Ramirez	OF
30	Brett Munson	Asst.



15 angel Calderon

Third Baseman

5-8 • 135 • Bats R • Throws R

Freshman

Personal: Born May 3, 1992 ... parents are Ortencia and Ernesto Calderon ... Favorites include Italian food, alternative rock and the film "Sandlot."



23 noah Hershewe

Pitcher

5-7 • 130 • Bats L • Throws L

Junior

Personal: Born Dec. 12, 1990 ... parents are Marilyn and Dennis Hershewe ... Favorites include steak, alternative rock music and the film "Wedding Crashers."



2 jorge Chairez

Outfielder

5-8 • 130 • Bats R • Throws R

Sophomore

Personal: Born May 26, 1990 ... parent is Sandra Ortega ... Favorites include Mexican food, R&B and hip-hop music and the film "Stomp the Yard."



16 andrew Klausmeier

Outfielder / Pitcher

5-8 • 150 • Bats R • Throws R

Sophomore

Personal: Born May 29, 1991 ... Parent is Dave Klausmeier ... Favorites include Asian food, reggae music and the film "Fight Club."



3 ryan Cooperstone

Shortstop / Pitcher

5-10 • 155 • Bats R • Throws R

Sophomore

Personal: Born Oct. 5, 1990 ... parents are Ann and Glenn Cooperstone ... Favorites include Mexican food, rap and rock music and the film "Step Up."



9 jerry Lobert

Pitcher

5-11 • 175 • Bats L • Throws L

Sophomore

Personal: Born Dec. 2, 1990 ... Parents are Casey and Keith Lobert ... Favorites include chow mein, rap and hip-hop music and the film "Bench Warmers."



20 mark Felshaw

Third Baseman / Shortstop

5-10 • 150 • Bats R • Throws R

Junior

Personal: Born Dec. 12, 1989 ... parents are Teresa and Gilbert Becerra ... Favorites include enchiladas, hip-hop music and the film "Rush Hour."



4 shawn Meusborn

Second Baseman

6-1 • 145 • Bats R • Throws R

Sophomore

Personal: Born April 2, 1991 ... Parents are Mary and Tom Meusborn ... Favorites include Mexican food, rap and rock music and the film "Coach Carter."



7 cameron Milstein

Pitcher

6-0 • 145 • Bats R • Throws R

Junior

Personal: Born Dec. 29, 1989 ... Parents are Ruby Gonzales and Harvey Milstein ... Favorites include Italian food, alternative rock music and the film "Crash."



28 freddy Ramirez

Outfielder

5-11 • 150 • Bats R • Throws R

Sophomore

Personal: Born Dec. 15, 1990 ... Parents are Martha and Freddy Ramirez ... Favorites include steak, oldies music and the film "Talladega Nights."



25 derek Neely

First Baseman / Catcher

5-8 • 195 • Bats R • Throws R

Freshman

Personal: Born Nov. 30, 1991 ... Parents are Elsa and Thane ... Favorites include Mexican food, hip-hop music and the film "Forrest Gump."



22 josh Reece

First Baseman / Pitcher

6-3 • 255 • Bats R • Throws R

Junior

Personal: Born Sept. 28, 1989 ... Parents are Kathleen and Timothy Reece ... Favorites include Mexican food, rap music and the film "Pulp Fiction."



10 patrick O'Connell

Outfielder

6-3 • 150 • Bats R • Throws R

Junior

Personal: Born Sept. 10, 1989 ... Parents are Patricia and Thomas O'Connell ... Favorites include Mexican food, alternative rock music and the film "Waiting."



6 michael Renner

Outfielder / Pitcher

5-9 • 135 • Bats L • Throws L

Sophomore

Personal: Born June 13, 1991 ... Parents are Lisa and Mike Renner ... Favorites include Mexican food, rap music and the film "Hardball."



5 sean O'Connell

Catcher / First Baseman

6-0 • 160 • Bats R • Throws R

Freshman

Personal: Born Dec. 12, 1991 ... Parents are Patricia and Thomas O'Connell ... Favorites include Chinese food, rap music and the film "Lords of Dogtown."



1 ryan Wittler

Third Baseman / Shortstop

5-6 • 130 • Bats R • Throws R

Freshman

Personal: Born Dec. 10, 1991 ... Parents are Colleen and Ken Wittler ... Favorites include Italian food, rock music and the film "Wedding Crashers."



From Left to Right

Front: Braxton Ravello-Diaz, Anthony Fitzpatrick, Adam Baslow, Jeff Bezjian. **Middle:** Steven Neale, Casey Urban, Nick Armogida. **Back:** Head Coach Charlie Hatfield, Anthony Flores, Brett Voets, Adam Anders, Assistant Coach Tim Nowak.

ALPHABETICAL ROSTER


NO.	NAME	POSITION	TH/BTS	HT	WT	GRADE
36	Adam Anders	OF	R/R	5-11	130	FR
33	Nick Armogida	C	R/R	5-11	170	FR
34	Adam Baslow	OF	R/R	5-3	110	FR
40	Jeff Bezjian	OF	R/R	5-11	170	FR
46	Anthony Fitzpatrick	2B	R/R	5-4	110	FR
17	Anthony Flores	OF	R/R	5-10	175	SO
48	Steven Neale	P	L/R	5-8	125	SO
42	Braxton Ravello-Diaz	3B	R/R	5-3	120	FR
39	Casey Urban	2B	R/R	5-7	120	FR
38	Brett Voets	P/1B	R/R	5-7	130	FR

Coaches

12	Charlie Hatfield	Head Coach	Oklahoma
29	Chris Fredericks	Assistant Coach	
37	Tim Nowak	Assistant Coach	

NUMERICAL ROSTER

NO.	NAME	POSITION
12	Charlie Hatfield	Coach
17	Anthony Flores	OF
29	Chris Fredericks	Asst.
33	Nick Armogida	C
34	Adam Baslow	OF
36	Adam Anders	OF
37	Tim Nowak	Asst.
38	Brett Voets	P/1B
39	Casey Urban	2B
40	Jeff Bezjian	OF
42	Braxton Ravello-Diaz	3B
46	Anthony Fitzpatrick	2B
48	Steven Neale	P



36 adam Anders

Outfielder

5-11 • 130 • Bats R • Throws R

Freshman

Personal: Born July 8, 1992 ... parents are Barbara and Pawel Anders ... Favorites include steak, rock music and the film "Gridiron Gang."



33 nick Armogida

Catcher

5-11 • 170 • Bats R • Throws R

Freshman

Personal: Born March 24, 1992 ... parents are Donna and Nick Armogida ... Favorites include Mexican food, all types of music and the film "Sandlot."



34 adam Baslow

Outfielder

5-3 • 110 • Bats R • Throws R

Freshman

Personal: Born April 15, 1992 ... parent is Kate Baslow ... Favorites include Mexican food, alternative rock and the film "Sandlot."



40 jeff Bezjian

Outfielder

5-11 • 170 • Bats R • Throws R

Freshman

Personal: Born Jan. 7, 1992 ... parent is Deborah Cohen ... Favorites include Mexican food, rock music and the film "Sandlot."



46 anthony Fitzpatrick

Second Baseman

5-4 • 110 • Bats R • Throws R

Freshman

Personal: Born July 27, 1992 ... parents are Karla and Ed Fitzpatrick ... Favorites include Mexican food, alternative rock and the film "Billy Madison."



17 anthony Flores

Outfielder

5-10 • 175 • Bats R • Throws R

Sophomore

Personal: Born Feb. 8, 1991 ... parent is Cynthia De Leon ... Favorites include Italian food, alternative rock and hip-hop music and the film "Sandlot."



48 steven Neale

Pitcher

5-8 • 125 • Bats R • Throws L

Sophomore

Personal: Born Feb. 12, 1991 ... parents are Lynda and Mike Neale ... Favorites include steak, techno music and the film "The Life Aquatic."



42 braxton Ravello-Diaz

Third Baseman

5-3 • 120 • Bats R • Throws R

Freshman

Personal: Born Nov. 8, 1992 ... parent is George Ravello ... Favorites include fast food, alternative rock and the film "For the Love of the Game."



39 casey Urban

Second Baseman

5-7 • 120 • Bats R • Throws R

Freshman

Personal: Born Sept. 9, 1992 ... parents are Donna and Rich Urban ... Favorites include Italian food, experimental music and the film "Garden State."



38 brett Voets

Pitcher / First Baseman

5-7 • 130 • Bats R • Throws R

Freshman

Personal: Born Sept. 7, 1992 ... parents are Laura and Pete Voets ... Favorites include Chinese food, rock music and the film "Friday Night Lights."

Stat Tracker

By the Numbers

The 2005-06 edition of Cal-Hi Sports Record Book, which keeps track of state marks in various sports, shows that the Chancellors rank at the top or among the leaders in a few individual and team categories. Here's a rundown:

Team rankings:

- No. 1 — Longest winning streak: 54 games (2003-05)
- No. 1 — Most wins in an undefeated season: 35 (2004)
- No. 1 — Most consecutive wins within a season: 35 (2004)
- No. 1 — Best one-season record: 35-0 (2004)
- No. 1 — Best five-season record: 149-10-1 (2000-04)
- No. 1 — Best record in 2000s: 178-15-1 (.920)
- No. 1 — Most RBIs in a season: 345 (2004)
- No. 2 — Best two-season record: 68-1 (2003-04)*
- No. 2 — Best three-season record: 97-5 (2003-05)
- No. 2 — Best four-season record: 124-8 (2001-04)
- No. 2 — Most doubles in a season: 96 (2004)
- No. 2 — Most RBIs in a season: 302 (1998)
- No. 3 — Most hits in a season: 395 (2004)
- No. 3 — Most doubles in a season: 92 (1998)
- No. 3 — Most runs in a season: 372 (2004)
- No. 6 — Highest batting average in a season: .418 (2004)
- No. 9 — Most home runs in a season: 49 (2004)
- No. 9 — Most doubles in a season: 78 (1999)

*Tulare ranks No. 1 at 17-0-1 in 1943-44

Individual rankings:

- No. 1 — Most hits in a season: Willie Cabrera, 72 (2004)
- No. 1 — Best coaching record: Tom Meusborn, 402-84-3, .827 (1990-2005)
- No. 3 — Most consecutive wins: Joe Guntz, 31 (1999-2002)
- No. 4 — Best two-year record: Jason Dominguez, 24-0 (2003-04)
- No. 4 — Most RBIs in a season: Matt Dominguez, 65 (2004)**
- No. 6 — Most shutouts in a season: Justin Cassel, 8 (2003)
- No. 6 — Most doubles, career: Jason Dominguez, 46 (2001-04)
- No. 9 — Most hits, career: Jason Dominguez, 173 (2001-04)
- No. 11 — Most doubles, career: Matt Fisher, 41 (1997-2000)
- No. 13 — Most RBIs, career: Jason Dominguez, 135 (2001-04)
- No. 17 — Most RBIs, career: Matt Fisher, 129 (1997-2000)

** State record for a freshman

Miscellany:

- Chatsworth was selected team of the year in the state in 2004
- Matt Dominguez was selected state freshman player of the year in 2004
- Mike Moustakas was selected state sophomore player of the year in 2005
- Tom Meusborn was state coach of the year in 2001

Chancellors at Dodger Stadium

Since the City Section title game and third-place game were first played at Dodger Stadium in 1969, Chatsworth has played at the venue 13 times. The third-place games were discontinued in the 1980s. Here's a rundown:

Year	Opponent	W/L	Score	Place	Coach
1981	Sylmar	L	1-0	4th	Bob Lofrano
1982	Banning	W	5-3	3rd	Bob Lofrano
1983	Sylmar	W	8-7	1st	Bob Lofrano
1990	El Camino Real	W	3-2	1st	Tom Meusborn
1993	El Camino Real	L	7-6	2nd	Tom Meusborn
1994	El Camino Real	L	7-6 (9)	2nd	Tom Meusborn
1998	El Camino Real	L	5-2	2nd	Tom Meusborn
1999	Poly	W	17-7	1st	Tom Meusborn
2001	Roosevelt	W	2-1	1st	Tom Meusborn
2003	Carson	W	3-0	1st	Tom Meusborn
2004	San Pedro	W	7-1	1st	Tom Meusborn
2005	El Camino Real	L	5-1	2nd	Tom Meusborn
2006	Kennedy	L	4-2	2nd	Tom Meusborn

STATE - RECORD 54 WINS IN A ROW		
April 16, 2003	vs. Las Vegas Durango	11-0
April 21, 2003	at Cleveland	9-8
April 24, 2003	Cleveland	3-0
April 26, 2003	Marshall	13-1
April 29, 2003	Granada Hills	9-0
May 1, 2003	at Granada Hills	7-5
May 5, 2003	at Taft	4-0
May 8, 2003	El Camino Real	9-4
May 13, 2003	at Birmingham	10-0
May 15, 2003	at Cleveland	8-3
May 20, 2003	Granada Hills	8-1
May 30, 2003	Fremont	12-0
June 4, 2003	Kennedy	2-0
June 6, 2003	Banning	4-3
June 10, 2003	Carson	3-0
March 5, 2004	at San Fernando	5-2
March 6, 2004	Saugus	3-2
March 9, 2004	at Channel Islands	14-1
March 11, 2004	Royal	4-1
March 13, 2004	vs. Ventura	13-2
March 16, 2004	Carson	9-2
March 18, 2004	Kennedy	6-1
March 20, 2004	Chaminade	3-1
March 23, 2004	at El Camino Real (8 innings)	6-4
March 25, 2004	El Camino Real	2-1
March 27, 2004	Grant	24-0
March 29, 2004	Birmingham	13-0
April 2, 2004	at Birmingham	11-6
April 5, 2004	vs. Bakersfield Centennial	6-4
April 5, 2004	vs. Las Vegas Durango	6-3
April 6, 2004	vs. Sacramento Christian Bros.	20-4
April 7, 2004	vs. Las Vegas Cheyenne	6-5
April 7, 2004	vs. Las Vegas Coronado	12-0
April 13, 2004	Cleveland	12-2
April 15, 2004	at Cleveland	6-2
April 17, 2004	Highland	10-0
April 19, 2004	at Granada Hills	15-0
April 22, 2004	Granada Hills	14-1
April 24, 2004	Westlake	23-4
April 27, 2004	Taft	20-0
April 29, 2004	at Taft	11-1
May 3, 2004	at El Camino Real	24-3
May 6, 2004	Birmingham	14-0
May 11, 2004	Cleveland	14-0
May 13, 2004	at Granada Hills	6-0
May 18, 2004	Taft	10-0
May 28, 2004	Narbonne	7-3
June 2, 2004	Sylmar	6-4
June 4, 2004	Kennedy	10-7
June 8, 2004	San Pedro	7-1
March 5, 2005	Canyon	10-2
March 7, 2005	at Lancaster	8-2
March 9, 2005	Agoura	6-1
March 10, 2005	Crespi	5-2

Chancellor Clout

Only two players have hit two home runs in a City Section final at Dodger Stadium — Matt Dominguez of Chatsworth, in the 2005 and 2006 Championship Division title games, and John Dolak of Palisades, who hit two in the 1985 3-A title game. Bryan Petersen hit one for the Chancellors in the 2003 Championship Division title game, making Chatsworth the only school with three home runs at the stadium.

Chancellors' Year-by-Year Record

League Champions

1969
 1972 • 1981
 1982
 1983 • 1984
 1985
 1986 • 1987
 1988
 1989 • 1991
 1992
 1994 • 1995
 1996
 1997 • 1998
 1999
 2000 • 2001
 2003
 2004 • 2005
 2006

Year	Overall	League	Place	Coach
1963	2-10-1	2-8-1	Sixth	John Trump
1964	NA	5-6	Fifth	John Trump
1965	NA	5-7	Fourth	John Trump
1966	NA	5-7	Sixth	Tom Matula
1967	NA	2-6	Fourth	Tom Matula
1968	NA	4-4	Third	Tom Matula
1969	13-3	8-2	First	Tom Matula
1970	NA	1-5	Fifth	Tom Matula
1971	NA	4-11	Sixth	Tom Matula
1972	13-5	11-4	First	Tom Matula
1973	NA	8-7	Third	Tom Matula
1974	NA	10-5	Second	Tom Matula
1975	NA	6-9	Fourth	Bob Lofrano
1976	NA	8-7	Third	Tom Matula
1977	NA	7-8	Fourth	Tom Matula
1978	NA	9-6	Third	Dennis Ishii
1979	NA	9-6	Second	Dennis Ishii
1980	15-9-1	7-7-1	Fourth	Bob Lofrano
1981	19-9	11-4	First	Bob Lofrano
1982	24-5	13-2	First	Bob Lofrano
1983	24-5	11-4	First	Bob Lofrano
1984	19-7	12-3	First	Bob Lofrano
1985	23-4	14-1	First	Bob Lofrano
1986	17-10	11-4	First	Bob Lofrano
1987	19-7	11-4	First	Bob Lofrano
1988	29-2	15-0	First	Bob Lofrano
1989	21-7	12-4	First	Bob Lofrano
1990	24-5-1	12-4-1	Second	Tom Meusborn
1991	18-7-1	13-3-1	First	Tom Meusborn
1992	17-11	11-6	First	Tom Meusborn
1993	22-8	12-5	Second	Tom Meusborn
1994	28-5	16-1	First	Tom Meusborn
1995	17-10	11-6	First	Tom Meusborn
1996	22-7	11-6	First	Tom Meusborn
1997	20-9	13-4	First	Tom Meusborn
1998	29-4	15-2	First	Tom Meusborn
1999	27-3	16-1	First	Tom Meusborn
2000	25-2-1	15-0	First	Tom Meusborn
2001	31-2	13-2	First	Tom Meusborn
2002	25-6	8-5	Third	Tom Meusborn
2003	33-1	15-0	First	Tom Meusborn
2004	35-0	15-0	First	Tom Meusborn
2005	29-4	13-2	First	Tom Meusborn
2006	30-3	14-1	First	Tom Meusborn

City Champions

1983
 1990
 1999
 2001
 2003
 2004

National Champions 2003 & 2004

2004 National

2004

Tuesday, June 8

Los Angeles City Section Champions National Champions

Used to be that a Los Angeles City Section championship game at Dodger Stadium was significant enough for the Chancellors. But the last two have added a whole new dimension.

For the second consecutive season, the Chancellors went into the game with a chance to claim the national title. And for the second time in a row, they responded.

Senior right-hander Jason Dominguez, in perhaps the finest start of his four-year career, limited the San Pedro Pirates to five hits and an unearned run in the seventh inning to lead the Chancellors, 7-1, in front of about 3,500 and help cap the first perfect season in school history.

The victory earned the Chancellors (35-0) the national title by USA Today, Baseball America and StudentSports, and their second City Section title in a row and sixth overall. Chatsworth had been declared national champion in 2003 by USA Today, Baseball America and Collegiate Baseball.

This time, the long-haired Chancellors, who had made a team pact at the beginning of the season not to cut their hair until they lost a game, had to deal with the added pressure of an undefeated season. Only Monroe, which finished 19-0 in 1971, had won a City Section title without losing a game. The top-seeded Chancellors had nearly doubled that victory total and were riding a state-record 49-game winning streak going into the game against the No. 2-seeded Pirates.

The Pepperdine-bound Dominguez (13-0) and an opportunistic offense made sure that San Pedro didn't halt the marvelous streak. Dominguez, who ran his career record to a school-best 35-1, stranded runners at second and third base in the first inning and cruised until tiring in the seventh, when the Pirates (31-4) scored on a throwing error with two outs.

Dominguez, who won three of the four playoff games and saved the Chancellors' come-from-behind 10-7 victory over Kennedy in the semifinals — a game in which they trailed, 7-0, in the third inning — was selected the most valuable player of the championship game.

Chatsworth took a 1-0 lead in the bottom of the first inning when junior first baseman Tom Cassidy's two-out single to center field drove in senior second baseman Willie Cabrera from third base. The Chancellors padded the lead to 5-0 with a four-run outburst in the second that included run-scoring singles by junior center fielder Mitul Patel and freshman third baseman Matt Dominguez. It was Dominguez's 65th run batted in, a state record for a freshman.

The Chancellors went ahead, 7-0, on a two-run single by Cabrera in the sixth inning that extended his state-record season total to 72. Cabrera was selected the most valuable player of the playoffs after producing 10 hits in 14 at-bats against Narbonne, Sylmar, Kennedy and San Pedro.

San Pedro loaded the bases after scoring with two outs in the seventh inning, but Dominguez retired Steve Carrillo on a grounder to freshman shortstop Mike Moustakas to end the game and secure the Chancellors' second consecutive national championship.

It also meant that the Chancellors, including the coaching staff, could finally visit a barber.

2004 City Section Final Box Score

SAN PEDRO

	AB	R	H	BI
Dorado, 2b	3	0	0	0
Carrillo, ss	4	0	0	0
Harper, cf	3	0	1	0
Taylor, 3b	3	0	0	0
Espana, 1b	3	0	1	0
Garneau, c	3	1	1	0
Mandac, dh	2	0	0	0
a-March, ph	0	0	0	0
b-Rodriguez, pr	0	0	0	0
Solis, rf	3	0	1	0
Tam, lf	3	0	1	0
c-Kretzschmar, p	0	0	0	0
Totals	27	1	5	0

CHATSWORTH

	AB	R	H	BI
Cabrera, 2b	3	2	2	2
JDominguez, p	3	0	2	1
MDominguez, 3b	4	0	1	1
Cassidy, 1b	4	0	1	1
Fernandez, c	3	0	0	0
Padre, dh	2	1	0	0
Moustakas, ss	2	0	1	0
Barker, lf	3	2	1	0
Patel, cf	3	2	1	1
d-Baslow, rf	0	0	0	0
Totals	27	7	9	6

a-walked for Mandac in the 7th. b-ran for March in 7th.
c-replaced at-bat by Mandac. d-replaced at-bat by Padre.

San Pedro	000	000	1	—	1
Chatsworth	140	002	x	—	7

E—Kretzschmar, Espana, Cabrera, Baslow.
LOB—San Pedro 7, Chatsworth 6. 2B—Garneau.
CS—Patel. S—Moustakas.

San Pedro


	IP	H	R	ER	BB	SO
Kretzschmar, L 11-1	1.1	2	4	4	1	1
Thacker	4	7	3	3	0	7
Taylor	0.2	0	0	0	0	1

Chatsworth

	IP	H	R	ER	BB	SO
JDominguez, W 13-0	7	5	1	0	2	7

Champions

2004




Willie Cabrera, left, gets a high-five from Oliver Padre after scoring in the first inning.


Willie Cabrera and Bryan Petersen (17) celebrate the Chancellors' victory.




Matt Dominguez follows the path of his first-inning flyout to the warning track in left-center field.



Mike Fernandez tracks his long foul drive in the second inning.




Willie Cabrera awaits a throw at second base as Dustin Garneau pulls up with a double in the seventh inning.



Coach Tom Meusborn discusses a call with the third base umpire.



Jason Dominguez delivers en route to a complete-game performance to finish 13-0.



Mitul Patel slaps a run-scoring single to right field in Chatsworth's four-run second inning.

2003 National

2003

Tuesday, June 10

Los Angeles City Section Champions National Champions

Much more than a City Section title was at stake for the Chancellors when they faced the Carson Colts on a cool night at Dodger Stadium. The Chancellors went into the game ranked No. 1 in the nation and only a victory would guarantee their first national championship. They stood up to the challenge. Behind a marvelous performance by right-hander Justin Cassel and a huge home run by left fielder Bryan Petersen, the Chancellors defeated the Colts, 3-0, in front of about 4,000.

It was Chatsworth's third City Section title in five years and fifth overall. And when the final polls were announced a few days later, the Chancellors were declared national champions by USA Today, Baseball America magazine and Collegiate Baseball magazine. They were the first California team to be voted No. 1 in the nation by Baseball America in 11 years.

Cassel (15-0), a UC Irvine-bound senior who dominated all season, saved his best for the biggest stage yet. He took a no-hitter into the seventh inning before settling for his fourth one-hitter and eighth shutout of the year. As expected, he was selected the City Section most valuable player.

The Chancellors (33-1) reached the final riding a 14-game winning streak, including shutouts in two of the three playoff games: Fremont, 12-0; Kennedy, 2-0, and Banning, 4-3. Carson, which had lost to Chatsworth, 5-4, in a nonleague game at Carson in March, represented the last obstacle on the championship road.

Chatsworth wasted no time getting on the scoreboard. Senior leadoff batter and right fielder Keith Renno reached on an error and scored on senior catcher Jordan Sisson's single through the middle for a 1-0 lead in the bottom of the first inning.

Cassel then went to work and made the run stand in the second inning with a hard fastball and sharp curve ball that produced nine strikeouts. The first-inning run would have been sufficient to win the game, but Petersen came up with a virtual clincher in the sixth inning.

With senior pitcher Ross Liddell pinch-running at second base for junior outfielder Kevin Lee, who had walked as a pinch-hitter, Petersen turned on a 0-and-1 offering from right-hander Luis Magadan and blasted a 375-homer to right-center field to put the Chancellors ahead, 3-0. It was only the 15th homer in a City Section final since the title game started being played at Dodger Stadium in 1969.

A few minutes later, after senior second baseman Nimish Patel had fielded a grounder and fed senior shortstop Brett Munster for a game-ending force out at second base, the Chancellors were celebrating like they had never before—with another City Section title and their first national championship.

2003 City Section Final Box Score

CARSON

	AB	R	H	BI
Garcia, 2b	2	0	0	0
Camarillo, ss	3	0	0	0
Aguilar, c	2	0	0	0
Sims, rf	3	0	1	0
Napoleon, 1b	2	0	0	0
Rodriguez, 3b	3	0	0	0
Cruz, dh	2	0	0	0
Magadan, p	2	0	0	0
Jenkins, cf	2	0	0	0
a-Vargas, if	0	0	0	0
Totals	21	0	1	0

CHATSWORTH

	AB	R	H	BI
Renno, rf	2	1	0	0
Petersen, lf	3	1	1	2
Dominguez, cf	3	0	1	0
Sisson, c	3	0	1	1
Munster, ss	3	0	1	0
Fernandez, 3b	2	0	0	0
Fredericks, dh	2	0	0	0
Kops, 1b	2	0	0	0
Patel, 2b	1	0	0	0
Lee, ph	0	0	0	0
Liddell, pr	0	1	0	0
b-Cassel, p	0	0	0	0
Totals	21	3	4	3

a-replaced at bat by Cruz.

b-replaced at bat by Fredericks.

Carson	000	000	0	—	0
Chatsworth	100	002	x	—	3

E—Rodriguez. LOB—Carson 4, Chatsworth 2.

HR—Petersen (5). SB—Napoleon, Renno, Dominguez.

S—Renno.

Carson

	IP	H	R	ER	BB	SO
Magadan, L 14-5	5.1	3	3	3	0	6
Hernandez	0.2	0	0	0	2	2

Chatsworth

	IP	H	R	ER	BB	SO
Cassel, W 15-0	7	1	0	0	3	9

Champions

2003



Keith Renno steals second base in the first inning.




Justin Cassel delivers en route to a one-hit victory.



Keith Renno makes a diving catch in right field.



Coach Tom Meusborn and pitcher Justin Cassel celebrate the 3-0 victory.



Catcher Jordan Sisson and pitcher Justin Cassel hoop it up after the final out.



Bryan Petersen, right, is greeted by Ross Liddell (30) and Jason Dominguez after his sixth-inning home run.



Cassel hoists championship trophy.



Chancellors welcome Bryan Petersen after his two-run home run in the sixth inning.

City Titles Box Scores & Review

1983

Thursday, June 9

Los Angeles City Section Division 4-A Champions

After jumping to a six-run lead through three innings, the Chancellors survived a furious rally by the Sylmar Spartans to win, 8-7, in front of about 6,000 at Dodger Stadium.

Chancellor pitcher Keith Nicholson (8-2) got the offense rolling with a two-run double in the first inning. Errors in the first and third innings allowed Chatsworth to score another four runs against Dana Ridenour (11-4), who had given up only seven hits in three previous playoff games. The Chancellors had six

hits against Ridenour in the first three innings.

Sylmar chased Nicholson in the fifth inning and pulled within 8-6. Coach Bob Lofrano summoned reliever Steve Reed, who retired the first six batters he faced.

The Spartans rallied in the top of the seventh. With two out, Ridenour doubled and scored on Larry Sanchez's single. But Reed got Mike Hirsch to pop out to first baseman Steve Landy to preserve the victory. Reed, later a major league pitcher, was selected the game's most valuable player.

1990

Thursday, May 31

Los Angeles City Section Division 4-A Champions

The Chancellors rallied under first-year Coach Tom Meusborn for two runs in the bottom of the seventh inning to defeat favored El Camino Real, 3-2, at Dodger Stadium.

Chatsworth had been shut out by Pat Treend (12-1) through five innings before getting to the right-hander in the sixth. After three consecutive walks with one out, Adam Pearlman singled to center field to drive in one run.

Tommy Lee was waived in from second base but was thrown out at the plate for the second out. The Chancellors had to settle for one run and trailed, 2-1.

In the seventh, Treend walked Rodney Bloom to

open the inning. Nestor Martinez bunted but Treend threw late to second base and both runners were safe. Mike Mancuso bunted but second baseman Herman Merchan dropped Treend's throw at first base. Bloom scored on the play to tie the score, 2-2, and Martinez moved to third. Mancuso moved to second on pitcher's indifference when Treend held the ball as Mancuso strolled to second.

After catching Mitch Root's liner, Treend intentionally walked Reed McMackin, who was selected the game's most valuable player, to load the bases. Lee laid down a suicide squeeze to score Martinez with the winning run.

1983 City Section Division 4-A Final Box Score

SYLMAR

	AB	R	H	BI
Robinson, ss	4	0	1	1
Logan, 3b	3	0	0	0
Telles, lf	3	0	0	0
Ridenour, p	3	3	2	0
Sanchez, dh	4	1	3	2
Hirsch, 1b	2	0	0	1
Lopez, cf	2	1	2	1
Hokanson, rf	3	1	2	1
Klemnt, c	3	1	1	1
a-Ornelas, 2b	0	0	0	0
Total	27	7	11	7

CHATSWORTH

	AB	R	H	BI
Lambert, rf	4	2	1	0
Bush, cf	4	1	1	0
Nicholson, p	3	1	1	2
Webb, ss	2	0	0	0
Berry, dh	1	1	0	0
Reed, 3b	2	1	1	1
Landy, 1b	2	1	0	0
Kuld, lf	3	1	1	1
Pompa, 2b	2	0	1	1
b-Harris c	0	0	0	0
Total	23	8	6	5

Sylmar	020	310	1	—	7
Chatsworth	512	000	x	—	8

a-replaced at bat by Sanchez. b- replaced at bat by Berry.

E—Robinson 2, Ornelas, Logan. LOB—Sylmar 4, Chatsworth 3. 2B—Sanchez, Ridenour, Nicholson, Kuld. 3B—Hokanson, Robinson. SB—Ridenour, Lambert 2, Landy.

Sylmar

	IP	H	R	ER	BB	SO
Ridenour, L 11-4	6	6	8	5	3	4

Chatsworth

	IP	H	R	ER	BB	SO
Nicholson, W 8-1	4.1	10	6	6	1	8
Reed	2.2	2	1	1	0	3

1990 City Section Division 4-A Final Box Score

EL CAMINO REAL

	AB	R	H	BI
Marks, cf	4	0	1	0
McGuire, 1b	3	0	1	0
Cohen, lf	3	0	1	0
Kim, c	3	1	1	0
Lederman, 3b	3	0	1	0
Treend, p	3	0	1	1
Merchan, 2b	3	1	1	0
Boldt, rf	3	0	1	0
Sheren, ss	3	0	0	0
Massey, ph	1	0	1	1
Total	29	2	9	2

CHATSWORTH

	AB	R	H	BI
Carpenter, rf	3	0	0	0
Bloom, lf	1	1	0	0
Martinez, 2b	3	1	1	0
Mancuso, c	2	0	0	0
Root, cf	4	0	0	0
McMackin, p	2	0	1	0
Lee, ss	3	0	2	1
Maya, 1b	2	0	0	0
Pearlman, 3b	3	0	1	1
Garbo, pr	0	1	0	0
Gilder, pr	0	0	0	0
Total	23	3	5	2

El Camino Real	000	101	0	—	2
Chatsworth	000	001	2	—	3

E—Merchan. DP—Chatsworth 1. LOB—El Camino Real 8, Chatsworth 12. 2B—Lee. S—Martinez, Mancuso. SB—Marks, Martinez 2, Lee, McGuire, Pearlman, Mancuso.

El Camino Real

	IP	H	R	ER	BB	SO
Treend, L 12-1	6.1	5	3	2	8	6

Chatsworth

	IP	H	R	ER	BB	SO
McMackin	5.2	9	2	2	2	2
Rodriguez	0.1	0	0	0	0	0
Root, W 2-1	1	0	0	0	0	3

City Titles Box Scores & Review

1999

Thursday, June 3
Los Angeles City
Section Champions

A crowd of about 4,000 watched on a rainy night at Dodger Stadium as the top-seeded Chancellors broke open a close contest to beat Poly, 17-7, in a game called after six innings because of the 10-run rule.

Charles Kenny, the No. 9 hitter in the lineup, ended a 6-6 tie in the fifth with a three-run triple. Kenny finished with three hits and six

runs batted in. The Chancellors had 17 hits, including three by Matt Cassel, and set a record for most runs scored in the 30-year history of the City Final at Dodger Stadium.

Left-hander Mike Kunes (13-1), the City Section player of the year, struck out 10 to finish his two-year Chatsworth varsity career with a 25-3 record.

1999 City Section Final Box Score

POLY

	AB	R	H	BI
Manuel, ss	3	2	1	0
Felix, cf	4	1	1	1
Guerrero, 2b	2	1	2	1
MFlores, p-rf	4	0	1	2
JFlores, 3b	2	1	0	0
Espindola, 1b	2	1	0	0
AFlores, c	2	0	1	3
Valencia, pr	0	0	0	0
Perez, rf	2	0	0	0
Gonzalez, p	0	0	0	0
Tapia, lf	2	1	0	0
Total	23	7	6	7

CHATSWORTH

	AB	R	H	BI
Fisher, ss	5	2	2	2
Kunes, p	2	0	2	1
Sellz, lf	4	0	0	0
Kracow, rf	4	3	1	1
JaSpector, 2b	4	2	2	1
Redfern, cf	3	3	2	1
Cassel, dh	4	3	3	1
JeSpector, 3b	4	1	2	1
Kenny, 1b	3	3	3	6
a-Drake, c	0	0	0	0
Total	33	17	17	14

Poly	102	031	—	7
Chatsworth	041	057	—	17

Six innings — 10-run rule.

a-replaced at bat by Cassel.

E—Manuel, Guerrero, Redfern. LOB—Poly 6, Chatsworth 6. 2B—Guerrero 2, Felix, M. Flores, Cassel. 3B—Kracow, Kenny. SB—Manuel, Kenny, Fisher. CS—A. Flores, Kunes. SF—Kracow, Ja. Spector. S—Kenny.

Poly

	IP	H	R	ER	BB	SO
M. Flores	3	8	5	5	1	3
Gonzalez	1	0	0	0	1	1
Reguengo, L 14-3	1.1	7	10	8	1	0
Hampel	0	1	2	2	1	0
Rodriguez	0.1	0	0	0	0	0

Chatsworth

	IP	H	R	ER	BB	SO
Kunes, W 13-1	6	6	7	7	8	10

2001

Tuesday, June 5
Los Angeles City
Section Champions

Top-seeded and favored, the Chancellors won their second title in three years by defeating a tough Roosevelt team, 2-1, in front of 3,536 at Dodger Stadium.

Left-hander Joe Guntz (14-0) struck out 10 and gave up four hits in a duel with hard-throwing right-hander Joram Iboa (8-3). Guntz worked out of trouble in the top of the seventh after two Roosevelt runners reached base with two out. He struck out Francisco Figueroa on a called third strike to end the game.

The Chancellors, who finished 31-2, a school season record, took a 1-0 lead on a two-out single to right field by Jared Halpert that scored George Spadier from second base in the first inning.

In the fourth inning, pinch-hitter Jon Selman's single to right field drove in Jason Dominguez from second base for a 2-0 lead.

Roosevelt ended Guntz's playoff scoreless streak at 18-2/3 innings when Iboa hit a run-scoring single in the fifth.

2001 City Section Final Box Score

ROOSEVELT

	AB	R	H	BI
Iboa, p	4	0	1	1
Sedano, ss	3	0	0	0
Figueroa, rf	2	0	0	0
Hernandez, pr	0	0	0	0
Valdez, 1b	1	0	0	0
Almeda, lf	2	0	1	0
Romero, dh	2	0	0	0
Brito, 3b	3	0	0	0
Gonzalez, c	3	1	1	0
Ramirez, cf	3	0	1	0
b-Botell, 2b	0	0	0	0
Total	23	1	4	1

CHATSWORTH

	AB	R	H	BI
Lee, lf	2	0	1	0
Wallis, 2b	2	0	0	0
Spadier, 1b	2	1	0	0
Halpert, cf	3	0	1	1
Sisson, dh	3	0	0	0
DDominguez, c	2	0	0	0
Barba, ss	3	0	0	0
JDominguez, rf	3	1	2	0
Munster, 3b	2	0	0	0
a-Selman, ph	1	0	1	1
c-Guntz, p	0	0	0	0
Total	23	2	5	2

Roosevelt	000	010	0	—	1
Chatsworth	100	100	x	—	2

a-singled for Munster in the 4th. b-replaced at bat by Romero. c-replaced at bat by Sisson.

E—Figueroa, Guntz. LOB—Roosevelt 7, Chatsworth 7. 2B—Gonzalez. SB—Spadier, Wallis. CS—Valdez, D. Dominguez. S—Valdez.

Roosevelt

	IP	H	R	ER	BB	SO
Iboa, L 8-3	6	5	2	1	4	7

Chatsworth

	IP	H	R	ER	BB	SO
Guntz, W 14-0	7	4	1	1	5	10

2007 Sponsors

This media guide would not be possible without the generosity of the advertisers, including many that have sponsored the Chatsworth baseball program for years, and individuals who donate money toward the guide.

The baseball program also is extremely indebted to the businesses that purchase advertising banners for the outfield fences, the merchants and friends of the program who provide prizes for the Bowling Night fund-raiser, the people who buy Christmas trees, the alumni and former players who give donations and, of course, the parents of the players who give of their time and money.

To those in the Chatsworth baseball family who receive this book, we encourage them to support the businesses that so kindly support the program.

Here is a list of our sponsors. We apologize to anyone if they were inadvertently omitted.

The Adams Family
Alex A. Collins, Photography
Baseball Card Co.
Be•Dazzled
The Body Center'd
Brookstreet
Burgundy Creek Grill
The Cassidy Family
Chatsworth Neighborhood Council
Chatsworth Tires
Chick's Sporting Goods
Clear Image Printing
The Cooperstone Family
Khun Dang
Database Factory
David Joseph Studios
Deal Grinding
Del Renno & Sons Plumbing
The Devian Family
Doggone Good Dog Grooming
The Dominguez Family
Dominos Pizza
Easton Sporting Goods
The Escobar Family
The Freeman Family
The George Family
Sonia Gluck
The Greenberg Family
Mike Immken
Hartt Engraving
Head to Toe Beauty2 Salon
The Hershewe Family

Hewitt & Truskowski Law Offices
Houston Rubber Co., Inc.
Eric M. Hunt, CPA
Impress Communications
JBES
Jeff LaCour, Re/Max
Looney Bins, Inc.
Los Angeles Dodgers
Louisville Slugger
Magic Touch
Merrill Family
The Meusborn Family
The Milstein Family
The Moustakas Family
Ralph Ninfo
Offside Sports
Orthodontics for Children & Adults
Sherri Osborne
Outlet Center Tickets
Paris Nails
Ron Patterson
Porter Ranch Hair Styling
Prudential Realty, Frank McAndrew
Raaga, Indian Cuisine
Ralphs Grocery
Liz Ramos
Josh Rawitch
Mike Renner
Keith Renno
Safari Surf
Sarian Rubbish Disposal
Jennifer Shields

Glen Shockley
Susan Spizer, MTCM L.Ac.
Studio Air Conditioning
Subway, Desoto & Lassen
Tacos El Cosas
Talley – Ho Barber Shop
Tandem Mortgage
Bret Temple
Third Generation Clothing
Tianello
Total Rehab Care, Inc.
The Toven Family
Tutoring That Works
Victory Custom Athletics
Jeffrey S. Weiss, Attorney at Law
Weissberg Family



Varsity Teams from the past



1990 4A City Champions

Left to Right

Front: Doug Dean, Nestor Martinez, Brian Gilder, Rodney Bloom, John Martorano, Scott Carpenter

Middle: Tommy Lee, Mike Mancuso, Adam Pearlman, Mike Muir, Robert Garbo, Danny Rodriguez, Brett Thompson

Back: Assistant Coach Steve Thompson, Mitch Root, Terry Powell, Reed McMackin, Nick Simpson, Soly Maya, Head Coach Tom Meusborn



1991 City Quarter-Finalists

Left to Right

Front: Suelkie Kim, Chad Reuser, Brian Gilder

Middle: Doug Dean, Brian Comer, Billy McKnight, Mike Muir, Adam Pearlman, Nestor Martinez, Assistant Coach Pete Redfern

Back: Jimmy Llewelyn, Thurman Williams, Mitch Root, Brandon Nickens, Justin Jones, Scott Carpenter, Matt Gorman, Assistant Coach Steve Thompson, Head Coach Tom Meusborn




1992 City Semi-Finalists

Left to Right

Front: Eric Holliday, Eddie Ramos, Matt LaCour, Jesse Yeomans, Ben Yosfan, Scott Monatlik, Doug Dean, Assistant Coach Pete Redfern

Back: Assistant Coach Steve Thompson, Bryan LaCour, Mark Lopez, David Stevenson, Brandon Nickens, Kyle Reed, Danny Knight, Matt Gorman, Head Coach Tom Meusborn

Varsity Teams from the past



4A City Finals - Baseball 1993
Chatsworth High School


1993 City Finalists

Left to Right

Front: Ray Daryabigi, Rod Daryabigi, Jeremy Tayahua, Tony Montiel, Luis Enriquez, Rene Acosta, Jed McPherson

Middle: Jim DeBiase, Blair Beardsley, Mark Lopez, Bryan LaCour, Ryan Mort, Doug Sidwell, Mike Amado, Chris Kohli, Assistant Coach Pete Redfern

Back: Assistant Coach Steve Thompson, Assistant Coach Greg McGuire, Harry Kenoi, Brandon Murphy, Kyle Reed, Eric Rovner, Assistant Coach Ron Martinez, Head Coach Tom Meusborn




1994 City Finalists

Left to Right

Front: Micah Berger, Ray Daryabigi, Rod Daryabigi, Randy Whitson, Kirby Faciane, Jeremy Tayahua, Josh Rawitch, Tony Montiel

Middle: Assistant Coach Pete Redfern, Danny Phillips, Bryan LaCour, Jim DeBiase, Oscar Bocanegra, Mike Amado, Danny Martin, Greg Wold, Tony Ardito, Joe Tillmon

Back: Assistant Coach Ron Martinez, Assistant Coach Steve Thompson, Eric Rovner, Brandon Murphy, Harry Kenoi, Fred Farzaneh, Brian Wittman, Assistant Coach Greg McGuire, Head Coach Tom Meusborn



1995 City Quarter-Finalists

Left to Right

Front: Micah Berger, Frank Dipoma, Matt Evanson, Dan Moreno, Andrew Silver

Middle: Greg Wold, Mike Wexler, Randy Whitson, Pat Rizzotti, Ray Daryabigi, Tony Ardito, Rod Daryabigi, Kirby Faciane

Back: Assistant Coach Ron Martinez, Assistant Coach Eric Perez, Jon Tucker, Danny Phillips, Harry Kenoi, Fred Farzaneh, Oscar Bocanegra, Joe Tillmon, Head Coach Tom Meusborn

Varsity Teams from the past




1996 City Semi-Finalists

Left to Right

Front: Matt Evanston, Travis Winn, Tim Weigand, Stuart Sellz, Andrew Silver

Middle: Zach Sniderman, Mike Wexler, Dan Yeaman, Frank Dipoma, Jacob Gutzman, Greg Wold, Tom Morefield

Back: Assistant Coach Eric Perez, David Sark, Erick Buitrago, Danny Phillips, Joe Tillmon, Micah Berger, Assistant Coach Val Pompa, Head Coach Tom Meusborn



1997 City Semi-Finalists

Left to Right

Front: Nathan Frost, Tim Weigand, Frank Dipoma, Jon Foreman, Jamie Bocanegra

Middle: Travis Winn, Brian Kaplon, Scott Bennett, Jacob Gutzman, Bryan Gant, Kevin O'Hara

Back: Assistant Coach Eric Perez, Greg Wold, Dan Yeaman, Danny Eisenberg, Jason Renno, Tom Morefield, David Sark, Mike Kunes, Head Coach Tom Meusborn

Not Pictured: Ismael Marin, Matt Fisher



1998 City Finalists


Left to Right

Front: Keith Renno, Loren Devries, Bryan Gant, Matt Fisher, Kenny Levinson, Jon Weigand, Eric Paschal, Cody Levinson

Middle: Assistant Coach John Dipoma, Brian Fox, Charles Kenny, Clint Schires, Scott Sellz, Ryan Robbins, Ismael Marin, Kevin O'Hara, Assistant Coach Ron Martinez

Back: Assistant Coach Mike Encinas, Assistant Coach Matt LaCour, Mike Kunes, Tom Morefield, Danny Eisenberg, Matt Cassel, Jason Renno, Chad Redfern, Assistant Coach Chuck Hatfield, Sara Gudis, Head Coach Tom Meusborn

Varsity Teams from the past



1999 City Champions

Left to Right

Front: Jared Halpert, Scott Drake, Matt Fisher, Gregg Wallis, Joe Guntz, Shawn Meusborn

Middle: Bradley Sarian, Scott Sellz, Jeff Spector, Jason Spector, Brett Munson, Sean Richards, Jacob Ball, Assistant Coach Mitch Root, Brandon Sellz

Back: Assistant Coach Erwin Wexler, Assistant Coach Matt LaCour, Steve Kracow, Ryan Robbins, Chad Redfern, Matt Cassel, Charles Kenny, Mike Kunes, Nick Huston, Assistant Coach Chuck Hatfield, Head Coach Tom Meusborn




2000 City Quarter-Finalists

Left to Right

Front: Brian Levinson, Justin Hanchett, Danny Dominguez, Brian Lee, Oscar Marin

Middle: Sean Richards, Art Chavarria, Matt Fisher, Ryan Barba, Gregg Wallis, Joe Guntz

Back: Assistant Coach Matt LaCour, Assistant Coach John DiPoma, Andy Orsini, Jared Halpert, Brett Munson, George Spadier, Nick Huston, Jacob Ball, Head Coach Tom Meusborn



2001 City Champions


Left to Right

Front: Brian Lee, Joudan Leiro, Brent Paet, Nick Sarian, Brian Kaplun, Shawn Meusborn, Danny Dominguez, Paul Baumstark, Robert Ninfo

Middle: Brett Munster, Chris Fredericks, Art Chavarria, Jordan Sisson, Gregg Wallis, Jon Selman, Ian Kramer, Ryan Barba, Joe Guntz, Jason Dominguez

Back: Assistant Coach Matt LaCour, Assistant Coach Chuck Hatfield, Assistant Coach Mike Encinas, George Spadier, Jared Halpert, Sean Richards, Justin Cassel, Keith Renno, Assistant Coach Stuart Sellz, Assistant Coach Ron Martinez, Head Coach Tom Meusborn

Varsity Teams from the past




2002 City Semi-Finalists

Left to Right

Front: Art Cisneros, Willie Cabrera, Brian Lee, Robert Ninfo, Joudan Leiro

Middle: Jordan Sisson, Ryan Barba, Bryan Petersen, Chris Fredericks, Jason Dominguez

Back: Assistant Coach Fred Pudrith, Justin Cassel, Keith Renno, Joe Guntz, Brett Munster, Jared Halpert, Head Coach Tom Meusborn



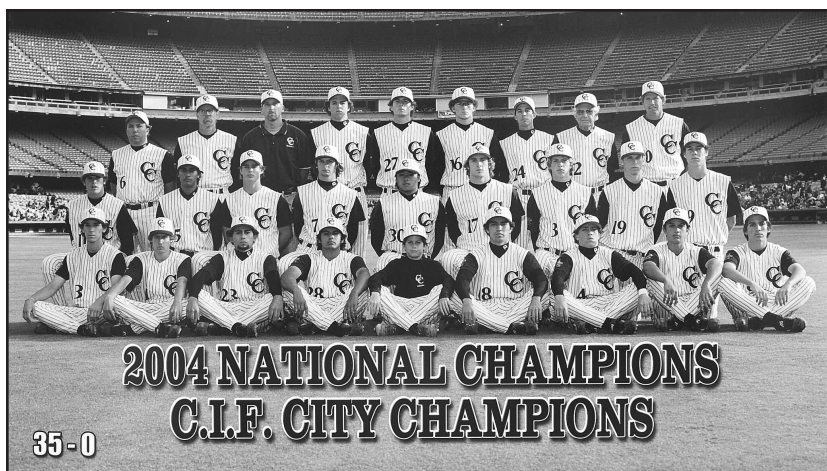
2003 National Champions

Left to Right

Front: Kevin Lee, Willie Cabrera, Art Cisneros, Michael Encinas, Brian Kaplun, Shawn Meusborn, Mike Fernandez, Oliver Padre, Oscar Gutierrez

Middle: Mitul Patel, Thomas Cassidy, Jordan Sisson, Chris Fredericks, Bryan Petersen, Ross Liddell, Zach Oasheim, Nimish Patel, Evan Jachno, Assistant Coach Ron Martinez

Back: Trainer Mike Nash, Assistant Coach P.C. Shaw, Assistant Coach Fred Pudrith, Assistant Coach Mike Encinas, Justin Cassel, Brett Munster, Keith Renno, Jared Kops, Jason Dominguez, Assistant Coach Stuart Sellz, Assistant Coach Charlie Hatfield, Head Coach Tom Meusborn



2004 National Champions


Left to Right

Front: Carlos Najar, Tim Nowak, Willie Cabrera, Adrian Pereyra, Shawn Meusborn, Mike Fernandez, Andrew Baslow, Oscar Gutierrez, Jonathan O'Leary

Middle: Mike Moustakas, Mitul Patel, Zach Oasheim, Jake Norton, Oliver Padre, Bryan Petersen, Matt Dominguez, Thomas Cassidy, Josh Ravin

Back: Assistant Coach P.C. Shaw, Assistant Coach Fred Pudrith, Trainer Mike Nash, Chris Imel, Jason Dominguez, J.C. Barker, Assistant Coach Stuart Sellz, Assistant Coach Charlie Hatfield, Head Coach Tom Meusborn

Varsity Teams from the past




2005 City Finalists

Left to Right

Front: Bobby Coyle, Phil McManama, Nick Devian, Andrew Baslow, Oliver Padre, Oscar Gutierrez, Jarod Mateko, Jonathan O'Leary

Middle: Thomas Cassidy, Chazz Anderson, Mitul Patel, Mike Moustakas, Matt Dominguez, Kyle Barbato, Ryan Shindelus

Back: Assistant Coach P.C. Shaw, Assistant Coach Chris Fredericks, Assistant Coach Fred Pudrith, Assistant Coach Brady Burrill, Carlos Najar, Daniel Simmons, Josh Ravin, Darren Norris, J. C. Barker, Assistant Coach Stuart Sellz, Assistant Charlie Hatfield, Head Coach Tom Meusborn



2006 City Finalists

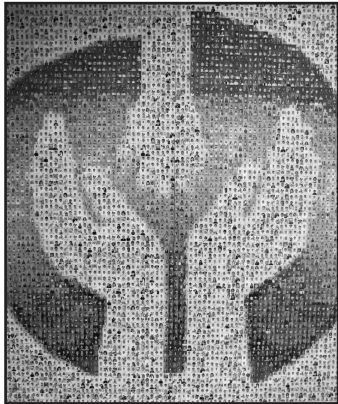
Left to Right

Front: Kasey Toven, Nick Dillon, Oliver Padre, Nick Devian, Oscar Gutierrez, Matt Moreno

Middle: Assistant Coach Tim Nowak, Matt Dominguez, Jonathan O'Leary, Jeff Redmond, Mike Moustakas, Bobby Coyle, James Wharton, Phil McManama, Carlos Escobar

Back: Assistant Coach Charlie Hatfield, Assistant Coach Fred Pudrith, Assistant Coach Chris Fredericks, Andy Weissberg, Trent Jones, Daniel Simmons, Josh Ravin, Kyle Barbato, Assistant Coach Brett Munson, Assistant Coach Stuart Sellz, Assistant Coach John Toven, Head Coach Tom Meusborn

Chatsworth High School Visits Childrens Hospital December 27, 2006



Tournament Toy Drive

Thanks to:

- Calabasas
- Chatsworth
- Fallbrook
- Harvard Westlake
- Moorpark



*True giving is not an economic exchange, it is a generosity.
It does not subtract from what we have;
it multiplies the effect we can have in the world.
Simple Truths, Kent Neel*

January 16, 2007

Fiona Wharton
Chatsworth Baseball Team
6909 Yarmouth Avenue
Reseda, CA 91335

Dear Fiona and Friends:

Thank you for your generous donation to the patients of Childrens Hospital Los Angeles. In this busy season we are so touched you would take time to think of others so in need.

Your choice of toys was an excellent match for the needs of our patients, who face daily challenges from their chronic and critical medical conditions. Not only did they provide diversion but they also helped them find their smiles once again. And the football table is an incredibly special addition to the Teen Lounge! You can't imagine the fun they are having with it.

At a time of the year when our children so crave normalcy and hope, your gesture gave them exactly that. They knew that someone beyond these walls was concerned enough to care—that someone is you! In this season of giving please know your gift made a real and significant impact on the fragile lives of the children in our care. On behalf of the patients and families, we thank you for your 'true giving.'

Sincerely,

Wendi Kellaris
Wendi Kellaris
Manager, Volunteer Resources



2006 Stats

RECORD: 30-3

HOME: 17-0

AWAY: 7-2

NEUTRAL: 6-1

LEAGUE: 14-1

BATTING

(Sorted by Average)

Player	AVG	GP-GS	AB	R	H	2B	3B	HR	RBI	TB	SLG%	BB	HBP	SO	GDP	OB%	SF	SH	SB-ATT
Jeff Redmond	.462	19-1	13	10	6	2	0	0	3	8	.615	0	0	2	0	.462	0	0	1-2
Oscar Gutierrez	.434	33-33	99	30	43	13	2	1	27	63	.636	12	2	4	0	.500	1	3	3-4
Mike Moustakas	.427	31-31	96	41	41	9	1	14	47	94	.979	16	9	12	0	.541	1	0	0-1
Bobby Coyle	.426	33-33	108	29	46	10	2	6	36	78	.722	6	1	6	0	.453	2	2	3-3
Oliver Padre	.382	32-32	89	31	34	8	0	8	34	66	.742	17	7	11	0	.509	1	2	5-7
Matt Dominguez	.370	33-33	100	40	37	9	0	10	32	76	.760	24	3	16	2	.504	0	0	2-3
Jamie Wharton	.340	27-22	53	14	18	3	3	3	18	36	.679	10	3	12	1	.463	1	4	0-1
Nick Devian	.333	32-32	87	25	29	5	1	3	21	45	.517	14	0	14	3	.422	1	1	0-0
Kyle Barbatto	.297	29-29	74	10	22	1	0	1	12	26	.351	8	7	13	2	.416	0	3	0-1
Andy Weissberg	.275	22-15	40	14	11	1	1	0	6	14	.350	9	2	12	1	.431	0	0	0-0
Kasey Toven	.262	25-22	42	15	11	0	1	0	6	13	.310	10	1	8	0	.407	1	6	1-3
Carlos Escobar Jr.	.250	10-5	16	2	4	1	0	0	3	5	.312	2	1	5	0	.350	1	0	0-0
Matt Moreno	.190	15-6	21	5	4	1	0	0	4	5	.238	1	1	6	0	.231	3	0	0-0
Nick Dillon	.167	9-1	6	0	1	0	0	0	2	1	.167	2	0	3	0	.375	0	0	0-0
Phil McManama	.077	14-3	13	4	1	0	0	1	1	4	.308	6	0	5	0	.368	0	1	0-0

Total	.359	33-33	857	270	308	63	11	47	252	534	.623	137	37	129	9	.462	12	22	15-25
Opponents	.221	33-33	739	66	163	22	5	8	56	219	.296	74	18	190	18	.306	1	12	7-15

LOB — Team (208), Opponents (151). DPs turned - Team (18), Opp (9). IBB (2), M. Dominguez 1, O. Padre 1, Opp (2).
Picked off — O. Gutierrez 1.

PITCHING

(Sorted by Earned-Run Average)

Player	ERA	W-L	APP	GS	CG	SHO	SV	IP	H	R	ER	BB	SO	2B	3B	HR
James Wharton	0.00	1-0	1	0	0	0/0	0	1.2	0	0	0	0	2	0	0	0
Matt Dominguez	0.00	1-0	1	0	0	0/0	0	1.1	0	0	0	1	1	0	0	0
Daniel Simmons	1.30	6-0	10	10	4	4/1	0	43.0	27	8	8	12	44	0	2	1
Trent Jones	1.44	10-1	14	10	6	5/1	0	63.0	43	13	13	20	49	9	1	2
Jonathan O'Leary	2.35	5-0	17	2	2	0/2	0	41.2	47	17	14	7	33	6	0	3
Josh Ravin	2.68	6-2	9	9	4	2/0	0	49.2	35	21	19	28	58	7	1	1
Bobby Coyle	3.50	0-0	2	1	0	0/0	0	2.0	3	3	1	3	1	0	1	0
Troy Cassidy	4.20	1-0	1	1	1	0/0	0	5.0	5	3	3	1	1	0	0	1
Mike Moustakas	4.20	0-0	1	0	0	0/0	0	1.2	3	1	1	2	1	0	0	0

Total	1.94	30-3	33	33	17	13/2	0	209.0	163	66	58	74	190	22	5	8
Opponents	8.59	3-30	33	33	10	1/0	0	195.2	308	270	240	137	129	63	11	47

PB — Team (2), K. Barbatto (2), Opp (10). Pickoffs - Team (10), T. Jones 6, J. O'Leary 1, D. Simmons 1, B. Coyle 1, J. Ravin 1, Opp (1).
SBA/ATT — K. Barbatto (4-10), J. O'Leary (2-4), C. Escobar (3-4), J. Ravin (2-4), D. Simmons (2-4), T. Jones (1-2), M. Moustakas (0-1).

FIELDING

(Sorted by Percentage)

Player	C	PO	A	E	FLD%	Player	C	PO	A	E	FLD%
Bobby Coyle	44	43	1	0	1.000	Andy Weissberg	76	75	0	1	.987
Carlos Escobar Jr.	32	30	2	0	1.000	Oscar Gutierrez	102	35	65	2	.980
Nick Devian	30	27	3	0	1.000	Oliver Padre	28	24	3	1	.964
Kasey Toven	23	11	12	0	1.000	Mike Moustakas	91	27	60	4	.956
Trent Jones	23	8	15	0	1.000	Matt Dominguez	94	17	72	5	.947
Jonathan O'Leary	9	0	9	0	1.000	Daniel Simmons	12	3	8	1	.917
Nick Dillon	2	2	0	0	1.000	Josh Ravin	22	2	17	3	.864
Troy Cassidy	1	1	0	0	1.000	Matt Moreno	0	0	0	0	.000
Phil McManama	1	1	0	0	1.000	Jeff Redmond	0	0	0	0	.000
Kyle Barbatto	176	166	9	1	.994						
James Wharton	165	155	9	1	.994						
						Total	931	627	285	19	.980
						Opponents	827	587	213	27	.967

DPs turned — Team (21), Opponents (12).

Chancellor Facilities

The Chatsworth baseball program maintains one of the finest fields in high school baseball. Through fund-raising the Chancellors have uniforms that rival most college programs.



Record Book by the numbers

1980-2006

Batting Year-by-Year Leaders

AT-BATS

1980	Steve Chase	76
1981	Glen Braybrooks	88
	Reggie Lambert	88
1982	Bruce Ketring	87
1983	Sherman Webb	87
1984	Pete Kuld	83
1985	Chae-Ho Chong	94
1986	Robert Roseboro	87
1987	Rex McMackin	81
	Ty Powell	81
1988	Joel Wolfe	96
1989	Rich Aude	99
1990	Scott Carpenter	102
1991	Nestor Martinez	92
1992	Mark Lopez	86
1993	Mark Lopez	103
1994	Ray Daryabigi	117
1995	Fred Farzaneh	80
1996	Joe Tillmon	99
1997	Bryan Gant	98
1998	Bryan Gant	111
1999	Matt Fisher	108
2000	Gregg Wallis	90
2001	Gregg Wallis	118
2002	Brian Lee	101
2003	Keith Renno	117
	Jordan Sisson	117
2004	Willie Cabrera	132
2005	Mike Moustakas	112
2006	Bobby Coyle	108

RUNS

1980	Steve Chase	20
	Craig Stevenson	20
1981	Reggie Lambert	23
1982	Bruce Ketring	36
1983	Leo Lambert	21
	Steve Reed	21
1984	Pete Kuld	24
1985	Glenn Stevenson	36
1986	John Dunn	27
1987	John Dunn	33
	Joel Wolfe	33
1988	Joel Wolfe	32
1989	Jason Evans	44
1990	Nestor Martinez	39
1991	Mitch Root	41
1992	Mark Lopez	27
1993	Bryan LaCour	39
1994	Rod Daryabigi	39
1995	Joe Tillmon	25
1996	Mike Wexler	38
1997	Greg Wold	34
	Bryan Gant	34
1998	Bryan Gant	51
1999	Matt Fisher	38
2000	Gregg Wallis	39
2001	Brian Lee	33
	Gregg Wallis	33
2002	Brian Lee	34
2003	Keith Renno	48
2004	Willie Cabrera	60
2005	Mike Moustakas	52
2006	Mike Moustakas	41

HITS

1980	Craig Stevenson	28
1981	Reggie Lambert	35
1982	Bruce Ketring	36
1983	Steve Reed	31
1984	Pete Kuld	33
1985	Glenn Stevenson	36
1986	Robert Roseboro	36
1987	Rex McMackin	40
1988	Joel Wolfe	39
1989	Rich Aude	45
1990	Nestor Martinez	44
1991	Mitch Root	44
1992	Mark Lopez	29
	Eddie Ramos	29

1993	Bryan LaCour	43
1994	Bryan LaCour	51
1995	Fred Farzaneh	28
1996	Joe Tillmon	42
1997	Bryan Gant	42
	Tim Weigand	42
1998	Bryan Gant	46
1999	Matt Fisher	43
2000	Gregg Wallis	35
2001	Gregg Wallis	53
2002	Jason Dominguez	46
2003	Keith Renno	52
2004	Willie Cabrera	72
2005	Mike Moustakas	54
2006	Bobby Coyle	46

DOUBLES

1980	Not available	
1981	Glen Braybrooks	6
1982	Randy Levinson	6
1983	Keith Nicholson	13
1984	Bill Berry	6
	Pete Kuld	6
1985	Chae-Ho Chong	8
	Marc Pfeiffer	8
1986	Robert Roseboro	9
1987	Rex McMackin	12
1988	Joel Wolfe	8
1989	Jason Evans	8
	Eric Johnson	8
1990	Nestor Martinez	12
1991	Adam Pearlman	13
1992	Mark Lopez	6
1993	Bryan LaCour	16
1994	Bryan LaCour	9
1995	Tony Ardito	10
	Jon Tucker	10
1996	Mike Wexler	12
1997	Greg Wold	12
1998	Bryan Gant	17
1999	Matt Fisher	15
2000	Matt Fisher	10
2001	Gregg Wallis	10
2002	Jason Dominguez	11
	Brian Lee	11
2003	Jason Dominguez	11
2004	Jason Dominguez	18
2005	Mike Moustakas	18
2006	Oscar Gutierrez	13

TRIPLES

1980	Not available	
1981	Reggie Lambert	4
1982	Bruce Ketring	3
1983	Steve Reed	5
1984	Pete Kuld	6
1985	Juan Hernandez	4
	Marc Pfeiffer	4
1986	Marcelino Mendoza	3
1987	John Dunn	5
1988	John Haselbusch	2
	Art Lowe	2
	Ty Powell	2
	Joel Wolfe	2
1989	Kevin Chong	3
	Jason Evans	3
1990	Mitch Root	5
1991	Mike Muir	4
1992	Mark Lopez	3
1993	Tony Montiel	4
1994	Bryan LaCour	3
	Brandon Murphy	3
1995	Jon Tucker	4
1996	Several with	1
1997	Tim Weigand	3
	Greg Wold	3
1998	Matt Fisher	6
1999	Jason Spector	4
2000	Matt Fisher	3
	Brett Munson	3
2001	Jared Halpert	4
2002	Brett Munster	3
2003	Jason Dominguez	4

2004	Willie Cabrera	3
	Mike Fernandez	3
2005	Andrew Baslow	4
2006	James Wharton	3

HOME RUNS

1980	Not available	
1981	Steve Vincent	4
1982	Larry Beinfest	5
1983	Pete Kuld	3
1984	Pete Kuld	3
1985	Marc Pfeiffer	4
1986	Joel Wolfe	4
1987	Joel Wolfe	4
1988	Joel Wolfe	3
1989	Rich Aude	6
1990	Mitch Root	3
1991	Mitch Root	7
1992	David Stevenson	3
1993	Bryan LaCour	4
	Mark Lopez	4
1994	Tony Montiel	2
1995	Fred Farzaneh	2
	Danny Phillips	2
	Pat Rizzotti	2
	Jon Tucker	2
1996	Danny Phillips	8
1997	Tom Morefield	7
1998	Tom Morefield	11
1999	Scott Sellz	7
	Jason Spector	7
2000	Matt Fisher	6
2001	Brian Lee	7
2002	Jason Dominguez	8
2003	Jason Dominguez	9
	Jordan Sisson	9
2004	Willie Cabrera	11
2005	Mike Moustakas	12
2006	Mike Moustakas	14

RUNS BATTED IN

1980	Craig Stevenson	19
	Ty Vanburkleo	19
1981	Reggie Lambert	24
1982	Larry Beinfest	32
	Randy Levinson	32
1983	Sherman Webb	20
1984	Pete Kuld	21
1985	Chae-Ho Chong	34
1986	Robert Roseboro	27
	Joel Wolfe	27
1987	Joel Wolfe	29
1988	Joel Wolfe	29
1989	Rich Aude	29
1990	Mitch Root	35
1991	Nestor Martinez	33
1992	David Stevenson	23
1993	Tony Montiel	30
1994	Bryan LaCour	41
1995	Fred Farzaneh	30
1996	Joe Tillmon	34
1997	David Sark	40
1998	Tom Morefield	46
1999	Matt Fisher	36
2000	Matt Fisher	37
2001	Jared Halpert	36
2002	Jason Dominguez	38
2003	Jason Dominguez	47
2004	Matt Dominguez	65
2005	Mike Moustakas	51
2006	Mike Moustakas	47

BASES ON BALLS

1980	Craig Stevenson	15
1981	Steve Vincent	19
1982	Joe Gioia	22
1983	Leo Lambert	17
1984	Jason Watt	16
1985	Bill Berry	24
1986	Dave Maine	24
1987	Rex McMackin	26
1988	Rex McMackin	23
1989	Jason Evans	26

1990	Mike Mancuso	32
1991	Adam Pearlman	19
	Mitch Root	19
1992	Mark Lopez	20
1993	Tony Montiel	25
1994	Bryan LaCour	24
1995	Jon Tucker	19
1996	Joe Tillmon	20
1997	Danny Eisenberg	22
1998	Tom Morefield	25
1999	Jeff Spector	24
2000	Jacob Ball	20
2001	Brian Lee	21
2002	Brett Munster	16
2003	Jason Dominguez	23
2004	Tom Cassidy	25
2005	Matt Dominguez	21
2006	Matt Dominguez	24

STOLEN BASES

1980	Usher Barnum	11
1981	Reggie Lambert	20
1982	Bruce Ketring	21
	Richard Simen	21
1983	Leo Lambert	29
1984	Jason Watt	25
1985	Chae-Ho Chong	29
1986	Brent Ruedy	21
1987	Joel Wolfe	21
1988	Joel Wolfe	22
1989	Jason Evans	27
1990	Scott Carpenter	10
	Nick Simpson	10
1991	Thurman Williams	12
1992	Matt LaCour	5
1993	Mark Lopez	11
1994	Bryan LaCour	17
1995	Kirby Faciane	6
1996	Joe Tillmon	12
1997	Tim Weigand	16
1998	Bryan Gant	27
1999	Chad Redfern	14
2000	Matt Fisher	10
	Gregg Wallis	10
2001	Gregg Wallis	11
2002	Jason Dominguez	10
	Keith Renno	10
2003	Keith Renno	14
2004	Jason Dominguez	13
2005	J.C. Barker	11
2006	Oliver Padre	5

TOTAL BASES

1980	Not available	
1981	Reggie Lambert	49
1982	Bruce Ketring	49
1983	Steve Reed	50
1984	Pete Kuld	57
1985	Marc Pfeiffer	61
1986	Robert Roseboro	49
1987	Joel Wolfe	66
1988	Joel Wolfe	57
1989	Rich Aude	71
1990	Nestor Martinez	64
1991	Mitch Root	76
1992	Mark Lopez	47
1993	Bryan LaCour	72
1994	Bryan LaCour	69
1995	Jon Tucker	51
1996	Danny Phillips	69
1997	Greg Wold	64
1998	Tom Morefield	90
1999	Matt Fisher	73
2000	Matt Fisher	67
2001	Brian Lee	73
2002	Jason Dominguez	81
2003	Jason Dominguez	94
2004	Willie Cabrera	122
2005	Mike Moustakas	112
2006	Mike Moustakas	94

BATTING AVERAGE

(Minimum 60 plate appearances)

1980	Craig Stevenson	.394
1981	Richard Simen	.400
1982	Bruce Ketring	.414
1983	Steve Reed	.378
1984	Pete Kuld	.398
1985	Juan Hernandez	.460
1986	Robert Roseboro	.414
1987	Rex McMackin	.494
	Joel Wolfe	.494
1988	Rex McMackin	.450
1989	Rich Aude	.455
1990	Nestor Martinez	.423
1991	Mitch Root	.506
1992	David Stevenson	.407
1993	Bryan LaCour	.448
1994	Bryan LaCour	.481
1995	Tony Ardito	.375
1996	Joe Tillmon	.424
1997	David Sark	.456
1998	Tom Morefield	.453
1999	Steve Kracow	.493
2000	Brian Lee	.436
2001	Gregg Wallis	.449
2002	Jason Dominguez	.465
2003	Jason Dominguez	.449
2004	Willie Cabrera	.545
2005	Mike Moustakas	.482
2006	Oscar Gutierrez	.434

SLUGGING PERCENTAGE

1980	Not available	
1981	Reggie Lambert	.557
1982	Bruce Ketring	.563
1983	Steve Reed	.610
1984	Pete Kuld	.687
1985	Marc Pfeiffer	.656
1986	Joel Wolfe	.585
1987	Joel Wolfe	.835
1988	Rex McMackin	.625
1989	Rich Aude	.717
1990	Mitch Root	.622
1991	Mitch Root	.873
1992	David Stevenson	.610
1993	Bryan LaCour	.774
1994	Bryan LaCour	.651
1995	Jon Tucker	.699
1996	Danny Phillips	.812
1997	Tom Morefield	.945
1998	Tom Morefield	.937
1999	Steve Kracow	.760
2000	Matt Fisher	.882
2001	Brian Lee	.676
2002	Jason Dominguez	.818
2003	Jason Dominguez	.879
2004	Willie Cabrera	.924
2005	Mike Moustakas	1.000
2006	Mike Moustakas	.979

ON-BASE PERCENTAGE

(1980-1993 not available)

1994	Bryan LaCour	.586
1995	Tony Ardito	.526
1996	Danny Phillips	.604
1997	Danny Eisenberg	.621
	Greg Wold	.621
1998	Tom Morefield	.636
1999	Charles Kenny	.580
2000	Matt Fisher	.539
2001	Danny Dominguez	.543
2002	Jason Dominguez	.517
2003	Jason Dominguez	.549
2004	Willie Cabrera	.591
2005	Carlos Najar	.562
2006	Mike Moustakas	.541

SACRIFICES

(1980-1993 not available)

1994	Ray Daryabigi	6
1995	Fred Farzaneh	6

1996	Micah Berger	5
	Matt Evanson	5
	David Sark	5
1997	Tim Weigand	5
1998	Matt Cassel	4
1999	Scott Sellz	4
	Jeff Spector	4
2000	Danny Dominguez	6
2001	Brett Munster	7
2002	Willie Cabrera	5
	Jason Dominguez	5
	Brett Munster	5
	Bryan Petersen	5
2003	Keith Renno	5
2004	Tom Cassidy	7
2005	Carlos Najar	5
	Mitul Patel	5
2006	Kasey Toven	7

Pitching Year-by-Year Leaders

WINS

1980	Glen Braybrooks	8
1981	Glen Braybrooks	14
1982	Brian Wood	13
1983	Keith Nicholson	11
1984	Bill Berry	9
1985	Will L'Heureux	10
1986	Mark Schauer	9
1987	Pierre Amado	7
1988	Pierre Amado	10
1989	Derek Wallace	9
1990	Reed McMackin	12
1991	Anthony Moreno	6
	Brandon Nickens	6
1992	Brandon Nickens	7
1993	Jim DeBiase	12
1994	Jim DeBiase	10
1995	Fred Farzaneh	6
	Harry Kenoi	6
1996	Andrew Silver	7
	Greg Wold	7
1997	Ismael Marin	10
1998	Mike Kunes	12
1999	Mike Kunes	13
2000	Joe Guntz	11
2001	Joe Guntz	14
2002	Justin Cassel	10
2003	Justin Cassel	15
2004	Jason Dominguez	13
2005	Darren Norris	11
2006	Trent Jones	10

WINNING PERCENTAGE

(Minimum 8 decisions)

1980	Glen Braybrooks (8-0)	1.000
1981	Glen Braybrooks (14-3)	.824
1982	Brian Wood (13-2)	.867
1983	Keith Nicholson (11-2)	.846
1984	Bill Berry (9-3)	.750
1985	Will L'Heureux (10-0)	1.000
1986	Mark Schauer (9-1)	.900
1987	Jeff Rubenstein (6-2)	.750
1988	Pierre Amado (10-1)	.909
1989	Reed McMackin (8-2)	.800
1990	Reed McMackin (12-2)	.857
1991	Brandon Nickens (6-2)	.750
1992	Brandon Nickens (7-3)	.700
1993	Jim DeBiase (12-4)	.750
1994	Jim DeBiase (10-1)	.909
1995	Fred Farzaneh (6-2)	.750
1996	Greg Wold (7-2)	.778
1997	Ismael Marin (10-1)	.909
1998	Mike Kunes (12-2)	.857
1999	Ryan Robbins (8-0)	1.000
2000	Joe Guntz (11-0)	1.000
2001	Joe Guntz (14-0)	1.000
2002	Justin Cassel (10-2)	.833
2003	Justin Cassel (15-0)	1.000
	Jason Dominguez (11-0)	1.000
2004	Jason Dominguez (13-0)	1.000
	Jake Norton (11-0)	1.000
2005	Darren Norris (11-1)	.917

Record Book by the numbers

1980-2006

2006 Trent Jones (10-1) .909

SAVES

1980	Gene Lambert	2
1981	Reggie Lambert	2
1982	Keith Nicholson	1
	Brian Wood	1
1983	Bill Berry	1
	Darrin Dotson	1
	Steve Reed	1
1984	Todd Pallett	1
	Paul Reynolds	1
1985	Bill Berry	1
	Paul Reynolds	1
	Rich Sullenbarger	1
1986	Jeff Stoltz	2
1987	None	
1988	Derek Wallace	8
1989	Hyou Chou	1
1990	Mitch Root	4
1991	Brandon Nickens	2
1992	Eric Holliday	4
1993	Mark Lopez	2
1994	Greg Wold	1
1995	Ray Daryabigi	1
	Harry Kenoi	1
1996	Erick Buitrago	1
1997	Greg Wold	4
1998	None	
1999	Mike Kunes	2
2000	Justin Cassel	2
2001	Sean Richards	3
2002	Jason Dominguez	1
	Chris Fredericks	1
2003	Justin Cassel	1
2004	Bryan Petersen	5
2005	Mike Moustakas	2
2006	None	

INNINGS PITCHED

1980	Gene Lambert	57
1981	Glen Braybrooks	104
1982	Brian Wood	96.2
1983	Keith Nicholson	84
1984	Bill Berry	83
1985	Bill Berry	81
1986	Mark Schauer	80
1987	Pierre Amado	71.2
1988	Pierre Amado	65.1
1989	Derek Wallace	80.1
1990	Reed McMackin	84.2
1991	Brandon Nickens	52
1992	Brandon Nickens	63.2
1993	Jim DeBiase	96.2
1994	Jim DeBiase	83.1
1995	Fred Farzaneh	52.1
	Harry Kenoi	52.1
1996	Andrew Silver	66
1997	Greg Wold	66
1998	Mike Kunes	98.2
1999	Mike Kunes	83.1
2000	Joe Guntz	81
2001	Joe Guntz	87.1
2002	Joe Guntz	85
2003	Justin Cassel	99
2004	Jason Dominguez	81.1
2005	Darren Norris	67
2006	Trent Jones	63

STRIKEOUTS

1980	Gene Lambert	86
1981	Glen Braybrooks	95
1982	Brian Wood	106
1983	Keith Nicholson	100
1984	Bill Berry	75
1985	Bill Berry	95
1986	Mark Schauer	53
1987	Pierre Amado	53
1988	Pierre Amado	66
1989	Derek Wallace	78
1990	Reed McMackin	73
1991	Anthony Moreno	39
1992	Brandon Nickens	53

1993	Jim DeBiase	58
1994	Jim DeBiase	88
1995	Harry Kenoi	56
1996	Greg Wold	50
1997	Greg Wold	57
1998	Mike Kunes	82
1999	Mike Kunes	70
2000	Joe Guntz	67
2001	Joe Guntz	80
2002	Justin Cassel	80
2003	Justin Cassel	119
2004	Jason Dominguez	93
2005	Darren Norris	44
2006	Josh Ravin	58

EARNED-RUN AVERAGE

(50 innings pitched or more)

1980	Glen Braybrooks	2.33
1981	Glen Braybrooks	1.35
1982	Brian Wood	1.52
1983	Steve Reed	1.47
1984	Bill Berry	1.40
1985	Bill Berry	1.99
1986	Mark Schauer	2.89
1987	Pierre Amado	2.25
1988	Pierre Amado	1.82
1989	Derek Wallace	1.92
1990	Reed McMackin	1.95
1991	Brandon Nickens	1.21
1992	Brandon Nickens	2.88
1993	Harry Kenoi	2.36
1994	Oscar Bocanegra	1.81
1995	Fred Farzaneh	1.74
1996	Greg Wold	2.06
1997	Ismael Marin	2.85
1998	Mike Kunes	1.77
1999	Mike Kunes	2.61
2000	Joe Guntz	2.94
2001	Joe Guntz	1.28
2002	Justin Cassel	1.86
2003	Justin Cassel	1.13
2004	Jason Dominguez	1.38
2005	Darren Norris	1.78
2006	Trent Jones	1.44

COMPLETE GAMES

1980	Glen Braybrooks	2
1981	Glen Braybrooks	13
1982	Brian Wood	11
1983	Keith Nicholson	10
	Steve Reed	10
1984	Bill Berry	8
1985	Bill Berry	9
1986	Mark Schauer	5
1987	Pierre Amado	5
1988	Pierre Amado	2
1989	Derek Wallace	9
1990	Reed McMackin	7
1991	Brandon Nickens	5
1992	Jesse Yeomans	5
1993	Jim DeBiase	8
1994	Jim DeBiase	8
1995	Fred Farzaneh	4
1996	Greg Wold	6
1997	Ismael Marin	3
1998	Mike Kunes	12
1999	Mike Kunes	11
2000	Joe Guntz	11
2001	Joe Guntz	12
2002	Joe Guntz	9
2003	Justin Cassel	13
2004	Jason Dominguez	10
2005	Darren Norris	5
2006	Trent Jones	6

SHUTOUTS

1980	None	
1981	Glen Braybrooks	3
1982	Brian Wood	3
1983	Keith Nicholson	2
	Steve Reed	2
1984	Bill Berry	1
	Darrin Dotson	1

1985	Bill Berry	2
1986	Mark Schauer	1
1987	Shawn Bowen	1
1988	Pierre Amado	2
1989	Derek Wallace	2
1990	Reed McMackin	4
1991	Brandon Nickens	3
1992	Eric Holliday	1
	Brandon Nickens	1
1993	Harry Kenoi	2
1994	Jim DeBiase	2
1995	Fred Farzaneh	1
1996	Greg Wold	2
1997	Ismael Marin	2
1998	Mike Kunes	3
1999	Mike Kunes	1
	Scott Sellz	1
2000	Joe Guntz	2
2001	Joe Guntz	3
2002	Justin Cassel	3
2003	Justin Cassel	8
2004	Jason Dominguez	4
2005	Darren Norris	3
2006	Trent Jones	5

GAMES PITCHED

1980	Gene Lambert	16
1981	Glen Braybrooks	18
1982	Brian Wood	18
1983	Keith Nicholson	13
	Steve Reed	13
	Bill Berry	14
1985	Bill Berry	13
1986	Mark Schauer	17
1987	Pierre Amado	13
	Jeff Rubenstein	13
1988	Derek Wallace	19
1989	Derek Wallace	15
1990	Reed McMackin	15
1991	Anthony Moreno	14
1992	Brandon Nickens	12
1993	Jim DeBiase	16
1994	Jim DeBiase	14
	Oscar Bocanegra	14
1995	Harry Kenoi	12
1996	Stuart Sellz	13
	Andrew Silver	13
	Greg Wold	13
1997	Greg Wold	15
1998	Mike Kunes	15
1999	Mike Kunes	16
2000	Joe Guntz	13
2001	Joe Guntz	14
	Sean Richards	14
2002	Joe Guntz	14
2003	Justin Cassel	17
2004	Jason Dominguez	17
2005	Mike Moustakas	17
2006	Jonathan O'Leary	17

GAMES STARTED

1980	Glen Braybrooks	7
	Gene Lambert	7
1981	Glen Braybrooks	16
1982	Brian Wood	16
1983	Keith Nicholson	12
	Steve Reed	12
	Bill Berry	14
1984	Bill Berry	12
1985	Bill Berry	14
1986	Mark Schauer	14
1987	Pierre Amado	11
1988	Pierre Amado	16
1989	Derek Wallace	13
1990	Reed McMackin	15
1991	Brandon Nickens	8
1992	Brandon Nickens	12
1993	Jim DeBiase	15
1994	Jim DeBiase	14
1995	Fred Farzaneh	8
1996	Andrew Silver	10
1997	Ismael Marin	11
1998	Mike Kunes	13
1999	Mike Kunes	12

2000	Joe Guntz	12
	Sean Richards	12
2001	Joe Guntz	13
2002	Joe Guntz	12
2003	Justin Cassel	15
2004	Jason Dominguez	13
	Jake Norton	13
2005	Darren Norris	12
2006	Trent Jones	10
	Daniel Simmons	10

Individual Season Batting Records

AT BATS

1.	Willie Cabrera	2004	132
2.	Gregg Wallis	2001	118
3.	Ray Daryabigi	1994	117
	Mike Fernandez	2004	117
	Keith Renno	2003	117
	Jordan Sisson	2003	117
7.	Matt Dominguez	2004	115
8.	Mike Moustakas	2005	112
9.	Bryan Gant	1998	111
10.	Rod Daryabigi	1994	110
	Danny Eisenberg	1998	110

RUNS

1.	Willie Cabrera	2004	60
2.	Mike Moustakas	2005	52
3.	Bryan Gant	1998	51
4.	Jason Dominguez	2004	49
5.	Keith Renno	2003	48
6.	Matt Cassel	1998	44
	Jason Evans	1989	44
	Tom Morefield	1998	44
9.	Mike Moustakas	2006	41
	Mitch Root	1991	41
	Tim Weigand	1997	41

HITS

1.	Willie Cabrera	2004	72
2.	Mike Moustakas	2005	54
3.	Matt Dominguez	2004	53
	Gregg Wallis	2001	53
5.	Keith Renno	2003	52
6.	Bryan LaCour	1994	51
7.	Jason Dominguez	2004	50
8.	Jason Dominguez	2003	48
9.	Mike Fernandez	2004	47
10.	Bobby Coyle	2006	46
	Rod Daryabigi	1994	46
	Jason Dominguez	2002	46
	Bryan Gant	1998	46

DOUBLES

1.	Jason Dominguez	2004	18
	Mike Moustakas	2005	18
3.	Bryan Gant	1998	17
4.	Bryan LaCour	1993	16
5.	Matt Fisher	1999	15
6.	Danny Eisenberg	1998	14
7.	Matt Dominguez	2004	13
	Oscar Gutierrez	2006	13
	Keith Nicholson	1983	13
	Adam Pearlman	1991	13

TRIPLES

1.	Matt Fisher	1998	6
	Pete Kuld	1984	6
3.	John Dunn	1987	5
	Steve Reed	1983	5
	Mitch Root	1990	5
6.	Andrew Baslow	2005	4
	Jason Dominguez	2003	4
	Jared Halpert	2001	4
	Juan Hernandez	1985	4
	Reggie Lambert	1981	4
	Nestor Martinez	1990	4
	Tony Montiel	1993	4
	Mike Muir	1991	4
	Marc Pfeiffer	1985	4
	Jason Spector	1999	4

Jon Tucker	1995	4
Sherman Webb	1983	4
Joel Wolfe	1987	4

HOME RUNS

1.	Mike Moustakas	2006	14
2.	Mike Moustakas	2005	12
3.	Willie Cabrera	2004	11
	Tom Morefield	1998	11
5.	Matt Dominguez	2005	10
	Matt Dominguez	2006	10
7.	Jason Dominguez	2003	9
	Jordan Sisson	2003	9
9.	Jason Dominguez	2002	8
	Matt Dominguez	2004	8
	Mike Fernandez	2003	8
	Oliver Padre	2006	8
	Danny Phillips	1996	8

RUNS BATTED IN

1.	Matt Dominguez	2004	65
2.	Willie Cabrera	2004	51
	Mike Moustakas	2005	51
4.	Matt Dominguez	2005	49
5.	Jason Dominguez	2003	47
	Mike Moustakas	2006	47
7.	Tom Morefield	1998	46
8.	Matt Fisher	1998	45
9.	Mike Fernandez	2004	43
10.	Matt Cassel	1998	42
	Jordan Sisson	2003	42

BASES ON BALLS

1.	Mike Mancuso	1990	32
2.	Rodney Bloom	1990	28
3.	Scott Carpenter	1990	27
4.	Jason Evans	1989	26
	Reed McMackin	1990	26
	Rex McMackin	1987	26
7.	Tom Cassidy	2004	25
	Tony Montiel	1993	25
	Tom Morefield	1998	25
10.	Bill Berry	1985	24
	Matt Dominguez	2006	24
	Danny Eisenberg	1998	24
	Bryan LaCour	1994	24
	Dave Maine	1986	24

STOLEN BASES

1.	Chae-Ho Chong	1985	29
	Leo Lambert	1983	29
3.	Jason Evans	1989	27
	Bryan Gant	1998	27
	Glen Stevenson	1985	24
6.	Jason Watt	1984	25
7.	Glen Stevenson	1984	24
8.	Joel Wolfe	1988	22
9.	Bruce Ketring	1982	21
	Marc Pfeiffer	1985	21
	Brent Ruedy	1986	21
	Richard Simen	1982	21
	Joel Wolfe	1987	21

TOTAL BASES

1.	Willie Cabrera	2004	122
2.	Mike Moustakas	2005	112
3.	Jason Dominguez	2003	94
	Matt Dominguez	2004	94
	Mike Moustakas	2006	94
6.	Tom Morefield	1998	90
7.	Jason Dominguez	2004	88
8.	Matt Dominguez	2005	85
9.	Mike Fernandez	2004	83
	Matt Fisher	1998	83

BATTING AVERAGE

(Minimum 60 plate appearances)

1.	Willie Cabrera	2004	.545
2.	Mitch Root	1991	.506
3.	Rex McMackin	1987	.494
	Joel Wolfe	1987	.494
5.	Steve Kracow	1999	.493

6.	Jason Dominguez	2004	.490
7.	Mike Moustakas	2005	.482
8.	Bryan LaCour	1994	.481
9.	Jason Dominguez	2002	.465
10.	Matt Dominguez	2004	.461

SLUGGING PERCENTAGE

1.	Mike Moustakas	2005	1.000
2.	Mike Moustakas	2006	.979
3.	Tom Morefield	1997	.945
4.	Tom Morefield	1998	.937
5.	Willie Cabrera	2004	.924
6.	Matt Fisher	2000	.882
7.	Jason Dominguez	2003	.879
8.	Matt Fisher	1998	.874
9.	Mitch Root	1991	.873
10.	Jason Dominguez	2004	.863

ON-BASE PERCENTAGE

(1980-1993 not available)

1.	Tom Morefield	1998	.636
2.	Danny Eisenberg	1997	.621
	Greg Wold	1997	.621
4.	Danny Phillips	1996	.604
5.	Willie Cabrera	2004	.591
6.	Jason Dominguez	2004	.590
7.	Bryan LaCour	1994	.586
8.	Charles Kenny	1999	.580
	Oliver Padre	2004	.580
10.	Carlos Najjar	2005	.562

SACRIFICES

(1980-1993 not available)

1.	Tom Cassidy	2004	7
	Brett Munster	2001	7
	Kasey Toven	2006	7
4.	J.C. Barker	2004	6
	Ray Daryabigi	1994	6
	Danny Dominguez	2000	6
	Jason Dominguez	2004	6
	Fred Farzaneh	1995	6
	Bryan Petersen	2004	6

Individual Season Pitching Records

WINS

1.	Justin Cassel	2003	15
2.	Glen Braybrooks	1981	14
	Joe Guntz	2001	14
4.	Jason Dominguez	2004	13
	Mike Kunes	1999	13
	Brian Wood	1982	13
7.	Jim DeBiase	1993	12
	Mike Kunes	1998	12
	Reed McMackin	1990	12
10.	Jason Dominguez	2003	11
	Joe Guntz	2000	11
	Keith Nicholson	1983	11
	Darren Norris	2005	11
	Jake Norton	2004	11

WINNING PERCENTAGE

(Minimum 8 decisions)

1.	Justin Cassel (15-0)	2003	1.000
	Joe Guntz (14-0)	2001	1.000
	Jason Dominguez (13-0)	2004	1.000
	Jason Dominguez (11-0)	2003	1.000
	Joe Guntz (11-0)	2000	1.000
	Jake Norton (11-0)	2004	1.000
	Will L'Heureux (10-0)	1985	1.000
	Glen Braybrooks (8-0)	1980	1.000
	Ryan Robbins (8-0)	1999	1.000
10.	Mike Kunes (13-1)	1999	.929

SAVES

1.	Derek Wallace	1988	8
2.	Bryan Petersen	2004	5
3.	Eric Holliday	1992	4
	Mitch Root	1990	4
	Greg Wold	1997	4
6.	Sean Richards	2001	3
7.	Justin Cassel	2000	2
	Mike Kunes	1999	2

Record Book by the numbers

1980-2006

Gene Lambert	1980	2
Reggie Lambert	1981	2
Mark Lopez	1993	2
Reed McMackin	1988	2
Mike Moustakas	2005	2
Brandon Nickens	1991	2
Ricky Staves	1992	2

INNINGS PITCHED

1.	Glen Braybrooks	1981	104
2.	Justin Cassel	2003	99
3.	Mike Kunes	1998	98.2
4.	Jim DeBiase	1993	96.2
	Brian Wood	1982	96.2
6.	Joe Guntz	2001	87.1
7.	Joe Guntz	2002	85
8.	Reed McMackin	1990	84.2
9.	Keith Nicholson	1983	84
10.	Jim DeBiase	1994	83.1
	Mike Kunes	1999	83.1

STRIKEOUTS

1.	Justin Cassel	2003	119
2.	Brian Wood	1982	106
3.	Keith Nicholson	1983	100
4.	Bill Berry	1985	95
	Glen Braybrooks	1981	95
6.	Jason Dominguez	2004	93
7.	Mike Kunes	1999	91
8.	Jim DeBiase	1994	88
9.	Gene Lambert	1980	86
10.	Jason Dominguez	2003	84

EARNED-RUN AVERAGE

(Minimum 50 Innings pitched)

1.	Justin Cassel	2003	1.13
2.	Brandon Nickens	1991	1.21
3.	Joe Guntz	2001	1.28
4.	Glen Braybrooks	1981	1.35
5.	Jason Dominguez	2004	1.38
6.	Bill Berry	1984	1.40
7.	Trent Jones	2006	1.44
8.	Steve Reed	1983	1.47
9.	Brian Wood	1982	1.52
10.	Fred Farzaneh	1995	1.74

GAMES PITCHED

1.	Derek Wallace	1998	19
2.	Glen Braybrooks	1981	18
	Brian Wood	1982	18
4.	Justin Cassel	2003	17
	Jason Dominguez	2004	17
	Mike Moustakas	2005	17
	Jonathan O'Leary	2006	17
	Mark Schauer	1986	17
9.	Pierre Amado	1988	16
	Jim DeBiase	1993	16
	Gene Lambert	1980	16
	Mike Kunes	1999	16

GAMES STARTED

1.	Pierre Amado	1988	16
	Glen Braybrooks	1981	16
	Brian Wood	1982	16
4.	Justin Cassel	2003	15
	Jim DeBiase	1993	15
	Reed McMackin	1990	15
7.	Bill Berry	1984	14
	Jim DeBiase	1994	14
	Mark Schauer	1986	14
10.	Jason Dominguez	2004	13
	Joe Guntz	2001	13
	Mike Kunes	1998	13
	Jake Norton	2004	13
	Derek Wallace	1989	13

COMPLETE GAMES

1.	Glen Braybrooks	1981	13
	Justin Cassel	2003	13
3.	Joe Guntz	2001	12
	Mike Kunes	1998	12
5.	Joe Guntz	2000	11
	Mike Kunes	1999	11
	Brian Wood	1982	11

8.	Jason Dominguez	2004	10
	Keith Nicholson	1983	10
	Steve Reed	1983	10

SHUTOUTS

1.	Justin Cassel	2003	8
2.	Trent Jones	2006	5
3.	Jason Dominguez	2004	4
	Reed McMackin	1990	4
	Daniel Simmons	2006	4
6.	Glen Braybrooks	1981	3
	Justin Cassel	2002	3
	Joe Guntz	2001	3
	Mike Kunes	1998	3
	Brandon Nickens	1991	3
	Darren Norris	2005	3

Career Batting

AT-BATS

1.	Jason Dominguez	392
2.	Matt Fisher	354
3.	Matt Dominguez	316
4.	Mike Moustakas	292
5.	Brian Lee	287
6.	Jared Halpert	274
7.	Ryan Barba	248
8.	Jordan Sisson	245
9.	Ray Daryabigi	242
10.	Brett Munster	241

RUNS

1.	Jason Dominguez	142
2.	Mike Moustakas	123
3.	Matt Fisher	117
4.	Matt Dominguez	112
5.	Brian Lee	97
6.	Willie Cabrera	89
	Oliver Padre	89
8.	Bryan Gant	85
9.	Bryan LaCour	84
10.	Jared Halpert	82

HITS

1.	Jason Dominguez	173
2.	Matt Fisher	143
3.	Matt Dominguez	132
4.	Mike Moustakas	122
5.	Brian Lee	117
6.	Bryan LaCour	106
7.	Willie Cabrera	101
8.	Ryan Barba	95
	Jared Halpert	95
10.	Gregg Wallis	90

DOUBLES

1.	Jason Dominguez	46
2.	Matt Fisher	41
3.	Mike Moustakas	36
4.	Matt Dominguez	31
5.	Bryan LaCour	27
6.	Brian Lee	26
7.	Bryan Gant	25
8.	Thomas Cassidy	24
9.	Jared Halpert	23
	Bryan Petersen	23

TRIPLES

1.	Matt Fisher	9
2.	Mitch Root	8
3.	John Dunn	7
	Mark Lopez	7
	Nestor Martinez	7
	Bryan Petersen	7
7.	Andrew Baslow	6
	Jason Dominguez	6
	Jared Halpert	6
	Pete Kuld	6
	Joel Wolfe	6

HOME RUNS

1.	Matt Dominguez	28
	Mike Moustakas	28
3.	Jason Dominguez	24

4.	Tom Morefield	18
5.	Oliver Padre	17
6.	Matt Fisher	16
7.	Jordan Sisson	15
8.	Mike Fernandez	14
9.	Brian Lee	13
10.	Jared Halpert	12

RUNS BATTED IN

1.	Matt Dominguez	146
2.	Jason Dominguez	135
3.	Matt Fisher	129
4.	Mike Moustakas	117
5.	Jared Halpert	86
6.	Brian Lee	83
7.	Oliver Padre	79
8.	Jordan Sisson	77
9.	Bryan LaCour	73
	Tom Morefield	73
	Bryan Petersen	73

BASES ON BALLS

1.	Jason Dominguez	71
2.	Matt Dominguez	61
3.	Mike Moustakas	55
4.	Thomas Cassidy	54
5.	Rex McMackin	49
	Bryan Petersen	49
7.	Oliver Padre	48
8.	Matt Fisher	47
9.	Danny Eisenberg	46
	Bryan LaCour	46

STOLEN BASES

1.	Glenn Stevenson	57
2.	Jason Dominguez	44
3.	Joel Wolfe	43
4.	Chae-Ho Chong	40
5.	Bryan Gant	38
6.	Richard Simen	33
7.	John Dunn	32
8.	Matt Fisher	30
	Joe Giola	30
10.	Jason Evans	27
	Marc Pfeiffer	27

TOTAL BASES

1.	Jason Dominguez	303
2.	Matt Dominguez	255
3.	Mike Moustakas	248
4.	Matt Fisher	240
5.	Brian Lee	192
6.	Jared Halpert	166
7.	Willie Cabrera	164
8.	Jordan Sisson	159
9.	Bryan LaCour	157
10.	Mike Fernandez	155

BATTING AVERAGE

(Minimum 100 plate appearances)

1.	Willie Cabrera	.472
	Rex McMackin	.472
3.	Bryan LaCour	.453
4.	Joel Wolfe	.446
5.	Mitch Root	.443
6.	Tom Morefield	.442
7.	Jason Dominguez	.441
8.	Tim Weigand	.423
9.	Bryan Gant	.421
10.	Keith Renno	.420

SLUGGING PERCENTAGE

(Minimum 100 plate appearances)

1.	Tom Morefield	.906
2.	Willie Cabrera	.894
3.	Mike Moustakas	.849
4.	Matt Dominguez	.807
5.	Jason Dominguez	.773
6.	Mitch Root	.740
7.	Mike Fernandez	.724
8.	Joel Wolfe	.703
9.	Jason Spector	.701
10.	Jon Tucker	.699

ON-BASE PERCENTAGE

(Minimum 100 plate appearances)

1.	Willie Cabrera	.579
2.	Tom Morefield	.537
3.	Mike Moustakas	.527
4.	Jason Dominguez	.524
5.	Matt Dominguez	.514
6.	Matt Cassel	.511
7.	Danny Eisenberg	.506
8.	Tim Weigand	.505
9.	Bryan Gant	.502
10.	Oliver Padre	.495

SACRIFICES

1.	Jason Dominguez	16
	Brett Munster	16
3.	Bryan Petersen	13
4.	Matt Fisher	12
5.	Thomas Cassidy	10
	Jared Halpert	10
7.	Rod Daryabigi	9
	Danny Dominguez	9
8.	Ryan Barba	8

Career Pitching Records

WINS

1.	Jason Dominguez	35
2.	Justin Cassel	33
	Joe Guntz	33
4.	Mike Kunes	25
5.	Glen Braybrooks	22
	Jim DeBiase	22
	Reed McMackin	22
8.	Bill Berry	19
	Ismael Marin	19
10.	Pierre Amado	17

WINNING PERCENTAGE

(Minimum 16 decisions)

1.	Jason Dominguez (35-1)	.972
2.	Joe Guntz (33-3)	.917
3.	Mike Kunes (25-3)	.893
4.	Justin Cassel (33-4)	.891
5.	Sean Richards (15-2)	.882
6.	Glen Braybrooks (22-3)	.880
7.	Ismael Marin (19-3)	.864
8.	Reed McMackin (22-4)	.846
9.	Steve Reed (16-3)	.842
	Derek Wallace (16-3)	.842

SAVES

1.	Derek Wallace	8
2.	Bryan Petersen	5
3.	Eric Holliday	4
	Mitch Root	4
	Greg Wold	4
6.	Justin Cassel	3
	Sean Richards	3

INNINGS PITCHED

1.	Justin Cassel	254
2.	Joe Guntz	253.1
3.	Jason Dominguez	217.2
4.	Mike Kunes	188
5.	Bill Berry	185
6.	Jim DeBiase	179.2
7.	Reed McMackin	170.1
8.	Brian Wood	157
9.	Glen Braybrooks	155.1
10.	Greg Wold	141.1

STRIKEOUTS

1.	Justin Cassel	260
2.	Jason Dominguez	239
3.	Joe Guntz	231
4.	Bill Berry	191
5.	Brian Wood	179
6.	Mike Kunes	177
7.	Reed McMackin	153
8.	Glen Braybrooks	149
9.	Jim DeBiase	146
10.	Pierre Amado	119

EARNED-RUN AVERAGE

(Minimum 80 innings pitched)

1.	Steve Reed	1.62
2.	Bill Berry	1.67
	Glen Braybrooks	1.67
4.	Derek Wallace	1.85
5.	Pierre Amado	2.04
6.	Brandon Nickens	2.12
7.	Joe Guntz	2.16
8.	Keith Nicholson	2.17
9.	Justin Cassel	2.18
10.	Jason Dominguez	2.19

GAMES PITCHED

1.	Justin Cassel	49
2.	Jason Dominguez	47
3.	Joe Guntz	41
4.	Derek Wallace	38
5.	Reed McMackin	36
6.	Mike Kunes	33
	Greg Wold	33
8.	Bill Berry	32
	Glen Braybrooks	32
10.	Jim DeBiase	30
	Brian Wood	30

GAMES STARTED

1.	Justin Cassel	38
2.	Joe Guntz	37
3.	Jason Dominguez	35
4.	Jim DeBiase	29
	Reed McMackin	29
6.	Bill Berry	28
7.	Pierre Amado	27
	Brian Wood	27
9.	Mike Kunes	26
10.	Glen Braybrooks	23
	Ismael Marin	23

COMPLETE GAMES

1.	Joe Guntz	32
2.	Justin Cassel	25
3.	Mike Kunes	23
4.	Jason Dominguez	22
5.	Bill Berry	19
6.	Jim DeBiase	16
7.	Glen Braybrooks	15
	Brian Wood	15
9.	Steve Reed	14
10.	Reed McMackin	13

SHUTOUTS

1.	Justin Cassel	12
2.	Jason Dominguez	7
	Joe Guntz	7
4.	Bill Berry	4
	Mike Kunes	4
	Reed McMackin	4
	Brandon Nickens	4
8.	Glen Braybrooks	3
	Jim DeBiase	3
	Ismael Marin	3
	Darren Norris	3
	Steve Reed	3
	Greg Wold	3
	Brian Wood	3

Year by Year

1980 OVERALL: 15-9-1 WVL: 7-7-1 4TH

Date	Opponent	Win/Loss	Score
2/22	North Hollywood	W	5-3
2/23	San Fernando	W	4-1
2/26	at Birmingham	W	3-1
2/27	Crenshaw	W	6-0
2/29	San Fernando	W	16-2
3/4	Kennedy	L	4-3
3/7	at Granada Hills	W	5-3
3/11	at Cleveland *	L	2-1
3/13	Canoga Park *	W	7-1
3/20	El Camino Real *	L	6-4
3/24	at Reseda *	L	9-7
3/26	Taft *	W	15-4
3/29	San Pedro ^	W	8-5
3/31	Poly ^	W	11-3
4/1	Granada Hills ^	L	9-1
4/10	Cleveland *	W	9-8
4/15	at Canoga Park *	L	7-6
4/17	Reseda *	W	9-8 (9)
4/24	at Taft *	L	4-2
4/29	at Cleveland *	W	2-1
5/1	Canoga Park *	T	4-4
5/5	at El Camino Real *	L	9-8
5/6	at Reseda *	L	4-0
5/8	El Camino Real *	W	5-3
5/13	Taft *	W	5-4

* West Valley League

^ Monroe Easter Tournament

1981 OVERALL: 19-9 WVL: 11-4 1ST

Date	Opponent	Win/Loss	Score
2/24	North Hollywood	W	3-0
2/26	Granada Hills	L	6-3
3/4	at Crenshaw	W	6-1
3/9	at San Fernando	W	9-3
3/10	at Kennedy	L	2-1
3/12	Granada Hills	W	6-5
3/17	at Canoga Park *	W	17-2
3/23	Reseda *	L	13-2
3/24	at El Camino Real *	W	11-5
3/26	at Taft *	L (f)	
3/31	Cleveland *	W	7-5
4/6	Canoga Park *	W	6-5
4/8	at Reseda *	W	1-0
4/11	San Fernando ^	W	6-1
4/13	Venice ^	W	3-0
4/14	Kearney (San Diego) ^	L	5-0
4/23	El Camino Real *	W	9-7
4/28	Taft *	W	11-3
5/1	at Cleveland *	W	1-0
5/5	at Canoga Park *	L	11-5
5/7	Reseda *	W	8-7
5/12	at El Camino Real *	W	17-4
5/14	at Taft *	W	3-2
5/19	Cleveland *	L	4-0
5/27	Huntington Park +	W	10-2
6/2	vs. Grant +	W	6-3
6/5	vs. Banning +	L	5-1
6/9	vs. Sylmar +	L	1-0

* West Valley League

(f) forfeit loss

^ Monroe tournament

vs. San Fernando at Cal State Northridge

vs. Venice at Monroe High

vs. Kearney at Monroe High

+ City Section playoffs

vs. Grant at West L.A. College

vs. Banning at West L.A. College

vs. Sylmar at Dodger Stadium (third place)

1982 OVERALL: 24-5 WVL: 13-2 1ST

Date	Opponent	Win/Loss	Score
2/23	North Hollywood	W	7-1
2/25	at Poly	W	8-7 (8)
3/3	at Birmingham	W	10-3
3/4	San Fernando	W	16-7
3/9	Kennedy	W	8-3
3/12	at Granada Hills	L	3-1
3/22	at Reseda *	W	20-2
3/23	Taft *	W	10-7
3/25	at Cleveland *	W	3-2

Record Book by the numbers

1980-2006

3/31	Canoga Park *	W	5-2
4/3	vs. North Hollywood ^	W	5-3
4/5	vs. Locke ^	W	5-1
4/6	vs. Simi Valley ^	W	3-0
4/6	vs. Cleveland ^	L	14-11
4/13	El Camino Real *	W	11-1
4/15	Reseda *	L	2-0
4/20	at El Camino Real *	W	6-4
4/22	at Taft *	W	8-4
4/27	Cleveland *	W	9-0
4/29	at Canoga Park *	W	3-1
5/4	at Reseda *	W	7-0
5/6	El Camino Real *	W	4-3
5/13	at Cleveland *	L	3-2
5/17	Taft *	W	9-5
5/18	Canoga Park *	W	6-0
6/3	vs. Fremont +	W	4-1
6/8	vs. Franklin +	W	13-0
6/10	vs. Palisades +	L	9-7
6/14	vs. Banning +	W	5-3

* West Valley League
^ Monroe tournament
vs. North Hollywood at Birmingham High
vs. Locke at Granada Hills High
vs. Simi Valley at Granada Hills High
vs. Cleveland at Cal State Northridge
+ City Section playoffs
vs. Fremont at Cal State Northridge
vs. Franklin at Birmingham High
vs. Palisades at Cal State Northridge
vs. Banning at Dodger Stadium (third place)

1983 OVERALL: 24-5 WVL: 11-4 1ST			
Date	Opponent	Win/Loss	Score
2/22	North Hollywood	L	4-3
2/25	Poly	W	7-6
3/8	at Kennedy	W	3-1
3/9	Birmingham	W	8-5
3/10	Granada Hills	W	3-0
3/11	at San Fernando	W	1-0
3/15	at El Camino Real *	L	2-1
3/23	Cleveland *	W	2-1
3/26	vs. Eagle Rock ^	W	8-1
3/28	vs. Reseda ^	W	6-2
3/29	vs. Monroe ^	W	2-1
3/29	vs. Simi Valley ^	W	3-2
4/6	at Taft *	W	16-5
4/7	at Canoga Park *	L	11-8
4/12	Reseda *	L	8-3
4/14	El Camino Real *	W	6-4
4/19	Taft *	W	8-1
4/21	at Cleveland *	W	6-1
4/26	Canoga Park *	L	4-3
5/3	at El Camino Real *	W	3-1
5/5	at Taft *	W	7-5
5/10	Cleveland *	W	3-0
5/12	at Canoga Park *	W	4-1
5/16	at Reseda *	W	6-2
5/17	Reseda *	W	3-1
5/25	Fairfax +	W	9-0
5/31	San Pedro +	W	7-0
6/3	vs. Granada Hills +	W	7-2
6/9	vs. Sylmar +	W	8-7

* West Valley League
^ Monroe tournament
+ City Section playoffs
vs. Granada Hills at College of the Canyons
vs. Sylmar at Dodger Stadium

1984 OVERALL: 19-7 WVL: 12-3 1ST			
Date	Opponent	Win/Loss	Score
2/22	North Hollywood	W	2-1
2/24	at Poly	W	6-4
2/28	at Birmingham	L	6-5
3/2	San Fernando	L	12-1
3/6	Kennedy	W	10-6
3/8	at Granada Hills	W	2-1
3/13	Taft *	W	10-0
3/15	at Cleveland *	L	6-2
3/20	Canoga Park *	W	9-4
3/22	at Reseda *	W	10-0
3/27	El Camino Real *	W	7-6
3/29	at Taft *	W	6-2
4/3	Cleveland *	L	6-0
4/6	at Canoga Park *	W	10-1
4/11	Reseda *	W	7-2
4/14	Hollywood ^	W	12-0

4/16	Simi Valley ^	W	7-2
4/17	Poly ^	L	1-0
4/26	at El Camino Real *	W	6-1
5/1	Taft *	W	12-6
5/3	at Cleveland *	W	3-1
5/8	Canoga Park *	L	9-6
5/10	at Reseda *	W	10-7
5/15	El Camino Real *	W	8-2
5/22	San Pedro +	W	19-5
5/24	at Banning +	L	3-0

* West Valley League
^ Monroe tournament
vs. Poly at Birmingham High
+ City Section playoffs

1985 OVERALL: 23-4 WVL: 14-1 1ST			
Date	Opponent	Win/Loss	Score
2/26	North Hollywood	T	4-4
2/28	Poly	W	9-4
3/5	Birmingham	W	5-2
3/11	at Notre Dame	W	20-3
3/12	at Kennedy	L	12-8
3/14	Granada Hills	W	8-7
3/19	Cleveland *	W	8-4
3/21	at Canoga Park *	W	18-5
3/30	San Fernando ^	W	3-1
4/1	vs. San Pedro ^	W	12-2
4/1	vs. Venice ^	W	7-1
4/2	vs. Simi Valley ^	L	7-6
4/9	Reseda *	W	9-2
4/11	at El Camino Real *	L	7-2
4/16	at Taft *	W	7-3
4/18	at Cleveland *	W	10-4
4/23	Canoga Park *	W	10-1
4/25	at Reseda *	W	16-10
4/30	El Camino Real *	W	4-0
5/2	Taft *	W	8-4
5/7	Cleveland *	W	11-8
5/9	at Canoga Park *	W	6-1
5/14	Reseda *	W	6-5
5/16	at El Camino Real *	W	5-1
5/21	at Taft *	W	13-1
5/30	Gardena +	W	4-3
6/4	North Hollywood +	W	4-1
6/7	vs. Kennedy +	L	4-2

* West Valley League
^ Monroe tournament
vs. San Pedro at Granada Hills High
vs. Venice at Granada Hills High
vs. Simi Valley at Birmingham High
+ City Section playoffs
vs. Kennedy at Cal State Northridge

1986 OVERALL: 17-10 WVL: 11-4 1ST			
Date	Opponent	Win/Loss	Score
2/25	North Hollywood	W	4-3
2/27	at Poly	L	9-5
3/4	San Fernando	W	13-6
3/14	at Granada Hills	L	13-8
3/16	Granada Hills	L	8-5
3/19	Canoga Park *	W	8-4
3/22	vs. San Pedro ^	W	8-3
3/24	Notre Dame ^	W	17-16
3/25	Granada Hills ^	L	3-2
3/25	Hart ^	L	12-4
4/4	at Reseda *	W	12-4
4/8	El Camino Real *	W	9-4
4/10	Taft *	W	9-3
4/15	at Cleveland *	W	8-2
4/17	at Canoga Park *	L	12-7
4/22	Reseda *	W	4-2
4/24	at El Camino Real *	L	8-6
4/29	at Taft *	W	12-3
5/1	Cleveland *	W	10-1
5/6	Canoga Park *	W	12-0
5/8	at Reseda *	L	5-0
5/13	El Camino Real *	W	7-6
5/16	Taft *	W	13-1
5/20	at Cleveland *	L	11-8
5/30	Sylmar +	W	9-5
6/3	San Fernando +	L	10-4

* West Valley League
^ Monroe tournament
vs. San Pedro at Cal State Northridge
+ City Section playoffs

1987 OVERALL: 19-7 WVL: 11-4 1ST			
Date	Opponent	Win/Loss	Score
3/6	St. Bernard's #	W	2-1
3/7	at Alemany #	L	12-4
3/10	Westchester #	W	5-1
3/12	at Loyola #	W	11-4
3/17	Reseda *	W	7-6
3/19	at El Camino Real *	L	3-2
3/24	at Taft *	W	9-6
3/26	Cleveland *	W	1-0
3/31	at Canoga Park *	W	8-6
4/2	at Reseda *	W	7-6
4/7	El Camino Real *	W	8-2
4/11	North Hollywood ~	W	11-5
4/11	Cleveland ~	L	22-14
4/13	Granada Hills ~	W	17-2
4/14	vs. Poly ~	W	5-2
4/23	Taft *	W	12-0
4/28	at Cleveland *	W	15-4
4/30	Canoga Park *	L	3-2
5/5	Reseda *	W	3-2
5/7	at El Camino Real *	L	5-3
5/12	at Taft *	W	18-2
5/14	Cleveland *	W	5-1
5/19	at Canoga Park *	L	4-1
5/27	North Hollywood +	W	16-5
5/29	Kennedy +	W	5-1
6/2	vs. Poly +	L	6-4

Westside tournament
* West Valley League
~ Holt Goodman tournament
vs. Poly at Sylmar High
+ City Section playoffs
vs. Poly at Birmingham High

1988 OVERALL: 29-2 WVL: 15-0 1ST			
Date	Opponent	Win/Loss	Score
2/16	at Granada Hills	W	8-3
2/23	North Hollywood	W	6-2
2/25	at Poly	W	2-1
3/2	San Fernando	W	6-1
3/4	Serra #	W	9-1
3/5	at Alemany #	L	7-3
3/8	Ventura #	W	6-5
3/10	Santa Monica #	W	9-3
3/11	at Palisades #	W	14-4
3/14	El Camino Real *	W	9-8
3/16	Taft *	W	14-5
3/23	at Cleveland *	W	8-0
3/29	vs. Oakridge (Fla.) ~	W	7-3
3/30	vs. Winter Park (Fla.) ~	W	5-2
3/31	vs. Saugus ~	W	4-3
4/2	vs. Kaiser (Hawaii) ~	W	5-2
4/6	Canoga Park *	W	5-4
4/11	at Reseda *	W	18-2
4/13	at El Camino Real *	W	13-1
4/18	at Taft *	W	3-1
4/25	at Canoga Park *	W	10-8
4/27	Reseda *	W	9-6
4/28	Cleveland *	W	7-3
5/2	El Camino Real *	W	7-2
5/4	Taft *	W	6-5 (8)
5/9	at Cleveland *	W	5-0
5/11	Canoga Park *	W	5-2
5/18	at Reseda *	W	6-5
5/25	Gardena +	W	28-5
5/27	Sylmar +	W	7-3
5/31	vs. San Fernando +	L	5-2

Westside tournament
* West Valley League
~ Colonial Classic, Orlando, Fla.
+ City Section playoffs
vs. San Fernando at Cal State Northridge

1989 OVERALL: 21-7 WVL: 12-4 1ST			
Date	Opponent	Win/Loss	Score
3/4	at Ventura #	W	19-2
3/6	Notre Dame #	L	6-5
3/8	Canyon #	L	9-6
3/9	at Rio Mesa #	W	13-5
3/11	Hueneme #	W	12-2
3/14	Canoga Park *	W	7-0
3/16	at Canoga Park *	W	8-1
3/21	El Camino Real *	W	14-2
3/23	at El Camino Real *	W	18-6
3/28	Taft *	W	5-4

3/30	at Taft *	W	10-1
4/4	at Granada Hills **	W	7-1
4/5	Granada Hills **	W	9-5
4/8	Verdugo Hills ~	W	19-6
4/8	Poly ~	W	8-2
4/10	vs. Monroe ~	W	12-2
4/11	vs. Sylmar ~	W	14-1
4/19	at Cleveland **	W	4-2
4/20	Cleveland **	W	5-4
4/25	at San Fernando **	L	3-1
4/27	San Fernando **	L	7-4
5/2	Kennedy **	W	6-0
5/5	at Kennedy **	L	15-12
5/9	at Taft *	L	3-2 (8)
5/11	Canoga Park *	W	8-6
5/26	Gardena +	W	9-1
5/30	Grant +	W	11-6
5/31	vs. Palisades +	L	9-8

Westside tournament
* West Valley League
** Northwest Valley Conference
~ Holt-Goodman tournament
vs. Monroe at Birmingham High
vs. Sylmar at Birmingham High
+ City Section playoffs
vs. Palisades at Cal State Northridge

1990 OVERALL: 24-5-1 WVL: 12-4-1 2ND

Date	Opponent	Win/Loss	Score
3/2	Rio Mesa #	W	6-5
3/3	Venice #	W	22-5
3/6	at Loyola #	W	9-8
3/8	at Canoga Park *	W	11-2
3/9	at University #	W	6-4
3/10	vs. Camarillo #	W (f)	
3/13	El Camino Real *	L	6-2
3/15	Taft *	W	6-0
3/20	Cleveland %	W	19-0
3/22	at Cleveland %	L	5-1
3/27	San Fernando %	L	9-2
3/29	at San Fernando %	T	8-8
4/3	Kennedy %	W	14-4
4/5	at Kennedy %	W	4-0
4/9	W. Springfield (Va.) ^	W	18-0
4/10	El Dorado ^	W	6-4
4/10	Fountain Valley ^	L	2-1
4/12	Mt. Carmel ^	W	6-5
4/18	Granada Hills %	W	5-0
4/19	at Granada Hills %	W	12-8
4/24	at El Camino Real *	W	9-3
4/26	El Camino Real *	L	11-8
5/1	at Taft *	W	12-0
5/4	Taft *	W	12-11
5/8	at Canoga Park *	W	13-3
5/10	Canoga Park *	W	5-2
5/18	Carson+	W	6-1
5/23	Palisades +	W	11-0
5/25	vs. Taft +	W	6-1
5/31	vs. El Camino Real +	W	3-2

Westside tournament
vs. Camarillo at UCLA
(f) forfeit victory
% Northwest Valley Conference
^ Far West Classic in Orange County
* West Valley League
+ City Section playoffs
vs. Taft at Birmingham High
vs. El Camino Real at Dodger Stadium

1991 OVERALL: 18-7-1 WVL: 13-3-1 1ST

Date	Opponent	Win/Loss	Score
3/5	Canyon #	L	7-6
3/7	at El Camino Real *	W	10-4
3/9	at Ventura #	W	15-6
3/11	Bell-Jeff #	W	10-2
3/12	at Taft *	W	11-6
3/14	Reseda *	W	17-0
3/16	Camarillo #	L	7-2
3/21	San Fernando %	W	5-4
3/25	at San Fernando %	W	5-4
3/28	at Kennedy %	L	4-3
4/2	at Granada Hills %	L	3-1
4/4	Granada Hills %	T	11-11
4/6	at Cleveland #	W	5-0
4/6	Birmingham #	W	7-2
4/8	Poly #	L	9-1
4/15	Kennedy %	L	9-6
4/17	at Cleveland %	W	7-4

4/19	Cleveland %	W	6-5
4/23	Taft *	W	13-0
4/25	at Taft *	W	14-0
4/30	Reseda *	W	13-3
5/3	at Reseda *	W	19-0
5/7	El Camino Real *	W	7-5
5/9	at El Camino Real *	W	2-0
5/15	Carson +	W	11-0
5/17	Poly +	L	17-1

Holt-Willis tournament
% Northwest Valley Conference
* West Valley League
+ City Section playoffs

1992 OVERALL: 17-11 WVL: 11-6 1ST

Date	Opponent	Win/Loss	Score
3/7	Canyon #	W	4-3 (8)
3/9	at Notre Dame #	W	3-2 (8)
3/11	Hueneme #	L	3-1
3/13	at Hart #	L	6-5
3/14	at University #	L	4-3
3/17	University ^	L	9-5
3/19	Sylmar ^	W	5-3
3/24	at Kennedy %	W	9-1
3/25	Kennedy %	L	10-8
3/30	Granada Hills %	W	4-1
4/2	at Granada Hills %	L	3-2 (8)
4/6	Cleveland %	L	8-3
4/8	at Cleveland %	L (f)	
4/13	San Fernando %	W	2-0
4/15	at San Fernando %	L	3-2 (9)
4/20	at Reseda *	W	7-3
4/22	Reseda *	W	14-1
4/24	at Banning ^	W	8-0
4/27	at El Camino Real *	W	3-2
4/29	El Camino Real *	W	9-4
5/4	Taft *	W	11-4
5/6	at Taft *	L	11-8
5/11	at Reseda *	W	9-1
5/13	El Camino Real *	W	4-3
5/18	Taft *	W	5-3
5/26	Sylmar +	W	4-2
5/28	Venice +	W	7-4
6/1	at Poly +	L	3-2

Westside tournament
^ University High tournament
% Northwest Valley Conference
(f) forfeit loss
* West Valley League
+ City Section playoffs

1993 OVERALL: 22-8 WVL: 12-5 2ND

Date	Opponent	Win/Loss	Score
3/5	at Alemany #	W	12-7
3/6	at Montclair Prep #	L	10-8
3/9	Channel Islands #	W	13-2
3/11	Beverly Hills #	W	6-5
3/13	vs. Taft #	L	9-2
3/16	at Granada Hills %	W	12-2
3/18	Granada Hills %	W	10-9
3/23	at Cleveland %	W	12-1
3/30	at San Fernando %	W	13-3
3/31	San Fernando %	W	10-0
4/1	Cleveland %	W	6-4
4/3	vs. St. Francis ^	W	14-0
4/5	vs. Alemany ^	W	3-1
4/6	vs. Irvine University ^	W	5-1
4/7	vs. Newbury Park ^	W	8-3
4/13	Kennedy %	L	7-4
4/15	at Kennedy %	L	2-1 (11)
4/20	El Camino Real *	L	10-3
4/22	at El Camino Real *	L	6-0
4/27	Taft *	W	5-4
4/29	at Taft *	W	6-4
5/4	Reseda *	W	6-1
5/6	at Reseda *	W	6-0
5/11	at El Camino Real *	L	7-2
5/14	at Taft *	W	4-3 (10)
5/18	Reseda *	W	13-2
5/25	Venice +	W	10-0
5/27	at Sylmar +	W	4-1
6/1	vs. Taft +	W	17-1
6/3	vs. El Camino Real +	L	7-6

Westside tournament
vs. Taft at UCLA
% Northwest Valley Conference
^ Babe Herman tournament in Glendale
* West Valley League

+ City Section playoffs
vs. Taft at Pierce College
vs. El Camino Real at Dodger Stadium

1994 OVERALL: 28-5 WVL: 16-1 1ST

Date	Opponent	Win/Loss	Score
3/4	Notre Dame #	W	4-3
3/5	at Ventura #	W	8-1
3/8	at Canyon #	L	7-5
3/10	Buena #	L	5-3
3/12	Chaminade #	W	6-5
3/15	University ^	W	9-0
3/17	Bell ^	W	8-7
3/18	Roosevelt ^	W	14-5
3/22	Cleveland %	W	2-1
3/31	vs. Boulder City (NV) \$	W	4-0
4/1	vs. Sylmar \$	L	7-6
4/1	vs. West Jordan (Utah) \$	W	10-9
4/2	vs. Olympus (Utah) \$	W	10-1
4/5	San Fernando %	W	11-5
4/7	at San Fernando %	W	9-3
4/8	at Cleveland %	W	4-2 (8)
4/12	at Kennedy %	W	7-5
4/14	Kennedy %	W	6-5
4/19	Granada Hills %	W	3-2 (8)
4/21	at Granada Hills %	W	8-6 (10)
4/28	at Taft *	W	10-3
4/29	Taft *	W	12-1
5/3	at Reseda *	W	18-6
5/5	Reseda *	W	7-2
5/10	at El Camino Real *	W	4-3
5/12	El Camino Real *	L	2-0
5/19	at Reseda *	W	16-5
5/20	Taft *	W	8-7 (8)
5/24	El Camino Real *	W	9-2
5/27	Grant +	W	3-0
6/1	Birmingham +	W	11-10
6/3	vs. Taft +	W	5-0
6/6	vs. El Camino Real +	L	7-6 (9)

Westside tournament
^ Sylmar tournament
% Northwest Valley Conference
\$ Las Vegas Bishop Gorman tournament
* West Valley League
+ City Section playoffs
vs. Taft at Pierce College
vs. El Camino Real at Dodger Stadium

1995 OVERALL: 17-10 WVL: 11-6 1ST

Date	Opponent	Win/Loss	Score
3/4	at Rio Mesa #	L	8-7
3/8	Camarillo #	W	8-7
3/9	at Montclair Prep	W	11-2
3/14	at San Fernando %	W	13-1
3/16	San Fernando %	W	12-3
3/27	Kennedy %	W	8-2
3/28	at Granada Hills %	L	8-4
3/30	Granada Hills %	W	5-2
4/1	Calabasas #	L	14-4
4/3	at Kennedy %	L	16-12
4/4	at Cleveland %	W	6-4
4/6	Cleveland %	W	2-1
4/13	vs. Western (Las Vegas) ^	W	7-3
4/13	vs. Lehi ^	W	8-3
4/14	Calabasas #	L	6-2
4/15	Little Rock #	W	4-2
4/18	Birmingham *	L	3-2
4/20	at Birmingham *	L	4-3
4/25	El Camino Real *	L	6-2
4/27	at El Camino Real *	L	4-3 (8)
5/2	Taft *	W	8-0
5/4	at Taft *	W	6-3
5/9	Birmingham *	W	10-3
5/11	at El Camino Real *	W	3-0 (9)
5/16	at Taft *	W	7-1
5/23	San Pedro +	W	4-1
5/25	Banning +	L	6-3

Westside tournament
% Northwest Valley Conference
^ Las Vegas Bishop Gorman tournament
* West Valley League
+ City Section playoffs

1996 OVERALL: 22-7 WVL: 11-6 1ST

Date	Opponent	Win/Loss	Score
3/1	at St. Monica #	W	7-1
3/2	at Camarillo #	W	6-1
3/6	Rio Mesa #	W	19-0

Record Book by the numbers

1980-2006

3/7	Channel Islands #	W	11-1
3/9	at Buena #	W	4-1
3/11	at Kennedy %	L	8-7
3/15	Kennedy %	L	12-4
3/18	Granada Hills %	L	4-1
3/20	at Granada Hills %	W	10-0
3/25	Cleveland %	W	9-0
3/27	at Cleveland %	W	5-4
4/2	San Fernando %	W	7-4 (9)
4/3	at San Fernando %	L	5-3
4/4	St. Joseph's ^	W	8-2
4/5	Viewmont ^	W	15-9
4/6	Wood River (Utah) ^	W	13-0
4/6	San Geronio ^	W	13-1
4/15	at El Camino Real *	L	5-2
4/17	El Camino Real *	W	5-1
4/22	at Taft *	W	16-4
4/24	Taft *	W	19-0
4/29	at Birmingham *	W	15-3
5/1	Birmingham *	W	10-0
5/6	El Camino Real *	L	3-1
5/8	Taft *	W	7-1
5/13	at Birmingham *	W	7-1
5/21	University +	W	6-5
5/23	at Carson +	W	6-4
5/28	vs. Poly +	L	6-4

Westside tournament
% Northwest Valley Conference
^ Las Vegas Bishop Gorman tournament
* West Valley League
+ City Section playoffs
vs. Poly at Pierce College

1997 OVERALL: 20-9 WVL: 13-4 1ST

Date	Opponent	Win/Loss	Score
3/7	at Buena #	L	8-2
3/7	Loyola #	L	11-4
3/11	at University #	L	4-3 (8)
3/13	at Hueneme #	W	10-1
3/15	Hawthorne #	W	11-7
3/18	at Granada Hills %	W	17-4
3/20	Granada Hills %	W	7-2
3/27	East (Las Vegas) ^	W	18-4
3/27	Ramona ^	W	11-0
3/28	Rancho (Las Vegas) ^	W	3-2
3/29	Loara ^	L	6-2
4/1	at Cleveland %	L	12-0
4/3	Cleveland %	W	7-3
4/8	at San Fernando %	W	5-4
4/10	San Fernando %	W	21-5
4/15	Kennedy %	W	12-1
4/16	at El Camino Real *	L	13-4
4/17	at Kennedy %	L	4-3
4/22	Taft *	W	8-2
4/24	at Taft *	W	10-2
4/29	Birmingham *	W	8-0
5/1	at Birmingham *	W	7-0
5/6	El Camino Real *	W	9-4
5/8	at El Camino Real *	L	12-11
5/13	at Taft *	W	18-10
5/15	Birmingham *	W	11-1
5/20	Reseda +	W	16-9
5/22	Cleveland +	W	9-5
5/27	vs. El Camino Real +	L	9-6

Westside tournament
% Northwest Valley Conference
^ Las Vegas Bishop Gorman tournament
* West Valley League
+ City Section playoffs
vs. El Camino Real at Pierce College

1998 OVERALL: 29-4 WVL: 15-2 1ST

Date	Opponent	Win/Loss	Score
3/5	Rio Mesa #	W	6-0
3/9	at Saugus #	W	9-3
3/10	Alemany #	W	11-5
3/12	at Camarillo #	W	13-6
3/14	vs. Sylmar #	W	10-0
3/17	Cleveland %	W	7-1
3/19	at Cleveland %	W	8-2
3/24	San Fernando %	W	13-5
3/26	at San Fernando %	W	15-3
4/2	Kennedy %	L	11-8
4/3	at Kennedy %	W	14-4
4/4	Culver City \$	W	11-1
4/6	vs. University \$	W	14-4
4/7	at Grant \$	W	23-0
4/9	Notre Dame ^	L	6-5

4/10	Olympus (Utah) ^	W	11-2
4/11	Bonanza (Las Vegas) ^	W	5-4
4/11	Ramona ^	W	13-2
4/14	Granada Hills %	W	7-2
4/16	at Granada Hills %	W	3-0
4/21	at Birmingham *	W	9-1
4/23	Birmingham *	W	13-1
4/28	at El Camino Real *	W	8-6
4/30	El Camino Real *	W	8-0
5/7	Taft *	W	10-2
5/8	at Taft *	L	2-0
5/18	at Birmingham *	W	16-0
5/20	El Camino Real *	W	14-4
5/21	Taft *	W	16-5
5/29	Van Nuys +	W	8-0
6/2	Monroe +	W	9-7
6/4	vs. Kennedy +	W	5-2
6/11	vs. El Camino Real +	L	5-2

Westside tournament
% Northwest Valley Conference
\$ Kennedy tournament
vs. University at Loyola Marymount
^ Las Vegas Bishop Gorman tournament
* West Valley League
+ City Section playoffs
vs. Kennedy at Pierce College
vs. El Camino Real at Dodger Stadium

1999 OVERALL: 27-3 WVL: 16-1 1ST

Date	Opponent	Win/Loss	Score
3/5	at Palisades #	W	13-1
3/6	Bishop Montgomery #	W	6-1
3/9	at Camarillo #	W	5-2
3/11	Rio Mesa #	L	13-1
3/13	at Saugus #	W	16-3
3/16	at San Fernando %	W	9-0
3/18	San Fernando %	W	5-2
3/23	Kennedy %	W	10-8
4/1	Hillcrest (Utah) ^	W	12-10
4/1	Eldorado (Las Vegas) ^	W	13-0
4/2	Bonanza (Las Vegas) ^	L	15-3
4/3	Sylmar ^	W	12-3
4/8	Granada Hills %	W	6-5
4/14	at Cleveland %	W	4-3
4/15	Cleveland %	W	7-3
4/19	Kennedy %	W	4-1
4/20	El Camino Real *	W	8-4
4/22	at El Camino Real *	L	9-6
4/27	Taft *	W	12-2
4/29	at Taft *	W	10-1
4/30	at Granada Hills %	W	9-1
5/4	Birmingham *	W	8-1
5/6	at Birmingham *	W	9-2
5/11	at El Camino Real *	W	17-3
5/13	at Taft *	W	9-1
5/18	Birmingham *	W	12-2
5/25	San Pedro +	W	13-1
5/27	Roosevelt +	W	5-4
6/1	vs. South Gate +	W	12-2
6/3	vs. Poly +	W	17-7

Westside tournament
% Northwest Valley Conference
^ Las Vegas Bishop Gorman tournament
* West Valley League
+ City Section playoffs
vs. South Gate at Birmingham High
vs. Poly at Dodger Stadium

2000 OVERALL: 25-2-1 WVL: 15-0 1ST

Date	Opponent	Win/Loss	Score
3/3	Hueneme #	W	4-2
3/4	at Hart #	W	8-3
3/7	Beverly Hills #	W	5-1
3/9	Newbury Park #	W	12-1
3/11	vs. Calabasas #	W	9-5
3/14	at Carson	L	12-3
3/16	Kennedy	T	5-5
3/21	Birmingham *	W	11-3
3/23	at Birmingham *	W	8-1
3/28	Cleveland *	W	11-4
3/30	at Cleveland *	W	5-1
4/4	at Granada Hills *	W	12-1
4/6	Granada Hills *	W	10-0
4/11	Taft *	W	23-7
4/13	at Taft *	W	13-0
4/20	Santa Monica ^	W	8-6
4/21	Bishop Gorman (LV) ^	W	11-5
4/22	Pleasant Grove (Utah) ^	W	15-9
4/22	San Fernando ^	W	8-4

4/25	at El Camino Real *	W	7-3
4/27	El Camino Real *	W	7-4
5/2	Birmingham *	W	7-3
5/4	Cleveland *	W	3-0
5/9	at Granada Hills *	W	9-6
5/11	Taft *	W	13-3
5/16	at El Camino Real *	W	3-1
5/26	Grant +	W	4-2
5/31	Kennedy +	L	11-4

Westside tournament
vs. Calabasas at Redondo High
^ Las Vegas Bishop Gorman tournament
* West Valley League
+ City Section playoffs

2001 OVERALL: 31-2 WVL: 13-2 1ST

Date	Opponent	Win/Loss	Score
3/2	Oxnard #	W	7-6
3/3	Palisades #	W	22-1
3/7	at Santa Monica #	W	6-3
3/9	at Royal #	W	4-2
3/10	vs. Sylmar #	W	8-5
3/13	at Carson	W	5-4
3/15	at Kennedy	W	6-4
3/17	at Verdugo Hills ~	W	17-3
3/20	at Cleveland *	W	3-2
3/22	Cleveland *	W	6-0
3/24	Grant ~	W	8-0
3/27	Granada Hills *	W	6-2
3/29	at Granada Hills *	W	10-3
4/3	at Taft *	W	15-3
4/5	Taft *	W	16-2
4/6	Marshall ~	W	12-1
4/12	Jordan (Utah) ^	W	1-0
4/13	Chaparral (Las Vegas) ^	W	5-4 (11)
4/14	Orange ^	W	6-0
4/14	Arapahoe (Colo.) ^	W	6-0
4/17	El Camino Real *	W	5-1
4/19	at El Camino Real *	W	9-8
4/24	Birmingham *	W	6-5
4/27	at Birmingham *	L	5-1
5/1	at Cleveland *	W	3-2
5/3	Granada Hills *	L	11-2
5/8	at Taft *	W	14-9
5/10	El Camino Real *	W	12-2
5/15	Birmingham *	W	11-1
5/25	University +	W	4-0
5/29	Narbonne +	W	2-1
5/31	vs. Banning +	W	4-0
6/5	vs. Roosevelt +	W	2-1

Westside tournament
vs. Sylmar at Redondo High
~ Chatsworth High tournament
* West Valley League
^ Las Vegas Bishop Gorman tournament
+ City Section playoffs
vs. Banning at Birmingham High
vs. Roosevelt at Dodger Stadium

2002 OVERALL: 25-6 WVL: 8-5 3RD

Date	Opponent	Win/Loss	Score
3/1	vs. Chaminade #	W	6-3
3/2	at Channel Islands #	W	6-0
3/5	Culver City #	W	11-1
3/7	Hart #	W	3-2
3/9	vs. Saugus #	W	5-0
3/13	Carson	W	3-2
3/14	Kennedy	W	6-1
3/16	San Fernando ~	W	6-3
3/18	at Granada Hills *	W	10-4
3/20	Granada Hills *	W	12-2
3/27	Brighton (Utah) ^	W	4-0
3/28	Cimarron (Las Vegas) ^	W	7-1
3/28	Bishop Gorman (LV) ^	W	18-5
3/29	Palo Verde (Las Vegas) ^	W	13-10
4/1	Taft *	W	28-0
4/6	Granada Hills ~	W	11-1
4/13	Marshall ~	W	9-2
4/15	Birmingham *	W	5-3
4/17	at Taft *	W	15-1
4/19	at Birmingham *	L	5-4
4/22	Cleveland *	L	4-3
4/25	at Cleveland *	L10-8	
4/27	Cleveland ~	W	12-4
4/29	at Granada Hills *	W	3-2
5/1	Taft *	W	13-0
5/6	at El Camino Real *	L	4-3
5/9	Birmingham *	W	10-4

5/15	Cleveland *	L	4-3
5/24	Kennedy +	W	2-1
5/28	at El Camino Real +	W	13-6
5/30	vs. Cleveland +	L	4-0

Westside tournament
 ~ Chaminade at Pierce College
 vs. Saugus at Loyola Marymount
 Chatsworth High tournament
 * West Valley League
 ^ Las Vegas Bishop Gorman tournament
 + City Section playoffs
 vs. Cleveland at Pierce College

2003 OVERALL: 33-1 WVL: 15-0 1ST

Date	Opponent	Win/Loss	Score
3/7	Bishop Montgomery #	W	9-0
3/8	at Brentwood #	W	12-1
3/11	Camarillo #	W	11-4
3/13	at Saugus #	W	11-5
3/18	at Carson	W	5-4 (8)
3/20	at Kennedy	W	14-1
3/22	Chaminade ~	W	10-8
3/25	at Taft *	W	8-0
3/27	Taft *	W	12-0
3/29	Notre Dame ~	W	11-7
3/31	El Camino Real *	W	13-3
4/3	at El Camino Real *	W	10-5
4/5	Highland ~	W	5-1
4/8	at Birmingham *	W	7-0
4/10	Birmingham *	W	3-2
4/12	at Moorpark #	W	4-3
4/14	vs. Mt. Carmel (San Diego) ^	W	2-1
4/15	vs. Coronado (Las Vegas) ^	W	11-5 (9)
4/15	vs. Sabino (Tucson, AZ) ^	L	3-0
4/16	vs. Durango (Las Vegas) ^	W	11-0
4/21	at Cleveland *	W	9-8
4/24	Cleveland *	W	3-0
4/26	Marshall ~	W	13-1
4/29	Granada Hills *	W	9-0
5/1	at Granada Hills *	W	7-5
5/5	at Taft *	W	4-0
5/8	El Camino Real *	W	9-4
5/13	at Birmingham *	W	10-0
5/15	at Cleveland *	W	8-3
5/20	Granada Hills *	W	8-1
5/30	Fremont +	W	12-0
6/4	Kennedy +	W	2-0
6/6	vs. Banning +	W	4-3
6/10	vs. Carson +	W	3-0

Westside tournament
 ~ Chatsworth tournament
 * West Valley League
 ^ Las Vegas Durango tournament
 + City Section playoffs
 vs. Banning at Birmingham High
 vs. Carson at Dodger Stadium

2004 OVERALL: 35-0 WVL: 15-0 1ST

Date	Opponent	Win/Loss	Score
3/5	at San Fernando #	W	5-2
3/6	Saugus #	W	3-2
3/9	at Channel Islands #	W	14-1
3/11	Royal #	W	4-1
3/13	vs. Ventura #	W	13-2
3/16	Carson	W	9-2
3/18	Kennedy	W	6-1
3/20	Chaminade ~	W	3-1
3/23	at El Camino Real *	W	6-4 (8)
3/25	El Camino Real *	W	2-1
3/27	Grant ~	W	24-0
3/29	Birmingham *	W	13-0
4/2	at Birmingham *	W	11-6
4/5	vs. Centennial (Bakersfield) ^	W	6-4
4/5	vs. Durango (Las Vegas) ^	W	6-3
4/6	vs. Christian Bros. (Sac.) ^	W	20-4
4/7	vs. Cheyenne (Las Vegas) ^	W	6-5
4/7	vs. Coronado (Las Vegas) ^	W	12-0
4/13	Cleveland *	W	12-2
4/15	at Cleveland *	W	6-2
4/17	Highland ~	W	10-0
4/19	at Granada Hills *	W	15-0
4/22	Granada Hills *	W	14-1
4/24	Westlake ~	W	23-4
4/27	Taft *	W	20-0
4/29	at Taft *	W	11-1
5/3	at El Camino Real *	W	24-3
5/6	Birmingham *	W	14-0

5/11	Cleveland *	W	14-0
5/13	at Granada Hills *	W	6-0
5/18	Taft *	W	10-0
5/28	Narbonne +	W	7-3
6/2	Sylmar +	W	6-4
6/4	vs. Kennedy +	W	10-7
6/8	vs. San Pedro +	W	7-1

Westside tournament
 vs. Ventura at Cal State Dominguez Hills
 * West Valley League
 ^ Las Vegas Durango tournament
 + City Section playoffs
 vs. Kennedy at Birmingham High
 vs. San Pedro at Dodger Stadium

2005 OVERALL: 29-4 WVL: 13-2 1ST

Date	Opponent	Win/Loss	Score
3/5	Canyon #	W	10-2
3/7	at Lancaster #	W	8-2
3/9	Agoura #	W	6-1
3/10	Crespi #	W	5-2
3/12	Hart #	L	4-3
3/21	vs. Centennial (Bakersfield) ^	W	11-4
3/21	vs. Durango (Las Vegas) ^	W	5-4
3/22	vs. Tucson ^	W	12-0
3/23	vs. Sabino (Tucson, AZ) ^	W	16-2
3/23	vs. Sylmar ^	W	6-5 (8)
3/28	at Birmingham *	W	11-0
3/30	Birmingham *	W	10-0
4/2	Sylmar ~	W	15-0
4/4	at Cleveland *	W	14-2
4/6	Cleveland *	W	10-21
4/9	Reseda ~	W	18-0
4/11	Granada Hills *	W	13-3
4/13	at Granada Hills *	W	7-3
4/16	Westlake ~	W	15-5
4/20	Taft *	W	10-0
4/21	at Taft *	W	6-1
4/23	San Fernando ~	W	6-1
4/25	El Camino Real *	W	1-0
4/27	at El Camino Real *	L	8-3
5/2	at Birmingham *	W	14-1
5/4	at Cleveland *	W	3-0
5/6	Granada Hills *	W	11-0
5/10	at Taft *	W	15-0
5/11	El Camino Real *	L	11-5
5/18	Fremont +	W	11-0
5/20	Palisades +	W	5-4
5/24	South Gate +	W	15-5
5/28	vs. El Camino Real +	L	5-1

SBC tournament
 vs. Hart at UCLA
 ^ Las Vegas Durango tournament
 * West Valley League
 ~ Chatsworth tournament
 + City Section playoffs

2006 OVERALL: 30-3 WVL: 14-1 1ST

Date	Opponent	Win/Loss	Score
3/4	vs. El Camino Real at Dodger Stadium		
3/4	at Dos Pueblos #	W	8-0
3/6	Lancaster #	W	12-0
3/8	Simi Valley #	W	1-0
3/9	at Valencia #	L	4-0
3/15	Alemany	W	3-2
3/16	Kennedy	W	4-1
3/18	Narbonne ~	W	12-4
3/21	Cleveland *	W	5-3
3/23	at Cleveland *	W	5-2
3/25	Santa Barbara ~	W	8-1
3/27	at Granada Hills *	W	7-0
3/30	Granada Hills *	W	6-2
4/6	Taft *	W	7-0
4/7	at Taft *	W	12-1
4/10	vs. Foothill ^	W	11-0
4/10	vs. Durango (Las Vegas) ^	W	10-7
4/11	vs. Centennial (Bakersfield) ^	W	12-4
4/12	vs. Centennial (Las Vegas) ^	W	14-3
4/12	vs. Centennial (Bakersfield) ^	W	13-3
4/18	at El Camino Real *	L	4-1
4/20	El Camino Real *	W	9-5 (8)
4/22	University (Los Angeles) ~	W	10-0
4/24	Birmingham *	W	10-0
4/27	at Birmingham *	W	6-0
5-2	Cleveland *	W	6-3
5/4	at Granada Hills *	W	4-0

5/5	Taft *	W	17-0
5/9	at El Camino Real *	W	8-7
5/11	Birmingham *	W	15-5
5/17	Verdugo Hills +	W	7-0
5/19	Banning +	W	11-1
5/23	San Fernando +	W	14-0
5/27	Kennedy +	L	4-2

Easton Showdown
 ~ Chatsworth tournament
 * West Valley League
 ^ Las Vegas Durango tournament
 + City Section playoffs
 vs. Kennedy at Dodger Stadium

Other Significant Seasons

1969 OVERALL: 13-3 WVL: 8-2 1ST

Date	Opponent	Win/Loss	Score
2/27	Grant	W	10-6
3/7	North Hollywood	W	6-1
3/13	Hollywood	W	6-3
3/20	Belmont	W	13-0
3/28	Taft *	W	5-4
4/10	Cleveland *	L	4-2
4/17	Canoga Park *	L	10-3
4/24	Reseda *	W	3-2
4/29	El Camino Real *	W	7-0
5/1	Taft *	W	10-4
5/8	Canoga Park *	W	6-4
5/13	Reseda *	W	5-4
5/15	El Camino Real *	W	11-4
5/19	Cleveland *	W	2-0
5/22	Roosevelt +	W	10-0
5/26	Lincoln +	L	5-4

* West Valley League
 + City Section playoffs
 all games at Sepulveda Sports Center

1972 OVERALL: 13-5 WVL: 11-4 1ST

Date	Opponent	W/L	Score
3/7	Reseda *	W	8-1
3/9	El Camino Real *	W	6-1
3/14	Taft *	W	5-1
3/16	Cleveland *	W	6-1
3/22	Canoga Park *	L	3-1
4/6	Reseda *	L	2-1 (9)
4/11	El Camino Real *	L	9-2
4/13	Taft *	W	6-3
4/18	Cleveland *	W	3-2
4/20	Canoga Park *	W	5-4
4/25	Reseda *	W	2-1
4/27	El Camino Real *	L	9-1
5/2	Taft *	W	4-3
5/4	Cleveland *	W	9-2
5/9	Canoga Park *	W	3-0
5/17	Carson +	W	10-3
5/22	Manual Arts +	W	7-3
5/26	Venice +	L	2-1

* West Valley League
 + City Section playoffs
 all games at Sepulveda Sports Center

Record Book by the numbers

1980-2006

RECORD AGAINST OPPONENTS 1980-2006

Opponent	W	L	T	Opponent	W	L	T
Agoura	1	0	0	Lehi	1	0	0
Alemay	4	2	0	Little Rock	1	0	0
Arapahoe (Colorado)	1	0	0	Loara	0	1	0
Banning	5	3	0	Locke	1	0	0
Bell	1	0	0	Loyola	2	1	0
Bell-Jeff	1	0	0	Marshall	3	0	0
Beverly Hills	2	0	0	Monroe	3	0	0
Birmingham	38	5	0	Montclair Prep	1	1	0
Bishop Gorman (Las Vegas)	2	0	0	Moorpark	1	0	0
Bishop Montgomery	2	0	0	Mt. Carmel (San Diego)	2	0	0
Bonanza (Las Vegas)	1	1	0	Narbonne	3	0	0
Boulder City (Nevada)	1	0	0	Newbury Park	2	0	0
Brentwood	1	0	0	North Hollywood	10	1	1
Brighton (Utah)	1	0	0	Notre Dame	6	2	0
Buena	1	2	0	Oakridge (Florida)	1	0	0
Calabasas	1	2	0	Olympus (Utah)	2	0	0
Camarillo	5	1	0	Orange	1	0	0
Canoga Park	25	7	1	Oxnard	1	0	0
Canyon	2	3	0	Palisades	5	2	0
Carson	8	1	0	Palo Verde (Las Vegas)	1	0	0
Centennial (Bakersfield)	4	0	0	Pleasant Grove (Utah)	1	0	0
Centennial (Las Vegas)	1	0	0	Poly	9	7	0
Chaminade	4	0	0	Rancho (Las Vegas)	1	0	0
Channel Islands	4	0	0	Ramona	2	0	0
Chaparral (Las Vegas)	1	0	0	Reseda	36	6	0
Cheyenne (Las Vegas)	1	0	0	Rio Mesa	4	2	0
Christian Brothers (Sacramento)	1	0	0	Roosevelt	3	0	0
Cimarron (Las Vegas)	1	0	0	Royal	2	0	0
Cleveland	60	16	0	Sabino (Arizona)	1	1	0
Coronado (Las Vegas)	2	0	0	San Fernando	30	8	1
Crenshaw	2	0	0	San Geronio	1	0	0
Crespi	1	0	0	San Pedro	8	0	0
Culver City	2	0	0	Santa Barbara	1	0	0
Dos Pueblos	1	0	0	Santa Monica	3	0	0
Durango (Las Vegas)	4	0	0	Saugus	6	0	0
Eagle Rock	1	0	0	Serra	1	0	0
East (Las Vegas)	1	0	0	Simi Valley	4	1	0
El Camino Real	56	29	0	South Gate	2	0	0
Eldorado (Las Vegas)	1	0	0	St. Bernard's	1	0	0
El Dorado (Placentia)	1	0	0	St. Francis	1	0	0
Fairfax	1	0	0	St. Joseph's	1	0	0
Foothill	1	0	0	St. Monica	1	0	0
Fountain Valley	0	1	0	Sylmar	13	1	0
Franklin	1	0	0	Taft	79	6	0
Fremont	3	0	0	Tucson	1	0	0
Gardena	3	0	0	University (Irvine)	1	0	0
Granada Hills	46	11	1	University (Los Angeles)	6	3	0
Grant	7	0	0	Valencia	0	1	0
Hart	2	3	0	Van Nuys	1	0	0
Hawthorne	1	0	0	Venice	5	0	0
Highland	2	0	0	Ventura	5	0	0
Hillcrest (Utah)	1	0	0	Verdugo Hills	3	0	0
Hollywood	1	0	0	Viewmont (Utah)	1	0	0
Hueneme	3	1	0	Westchester	1	0	0
Huntington Park	1	0	0	Western (Las Vegas)	1	0	0
Jordan (Utah)	1	0	0	West Jordan (Utah)	1	0	0
Kaiser (Hawaii)	1	0	0	Westlake	2	0	0
Kearney (San Diego)	0	1	0	West Springfield (Virginia)	1	0	0
Kennedy	24	17	1	Winter Park (Florida)	1	0	0
Lancaster	2	0	0	Wood River (Utah)	1	0	0

TEAM SEASON RECORDS, YEAR BY YEAR 1980-2006

BATTING										
Year	AB	Runs	Hits	2B	3B	HR	RBI	BB	SB	Ave.
1980	705	146	196	NA	NA	NA	124	97	57	.278
1981	765	152	222	31	12	7	122	98	79	.290
1982	772	207	260	29	11	7	176	68	102	.337
1983	732	154	224	46	15	8	133	118	93	.306
1984	740	170	249	34	15	13	134	86	95	.336
1985	787	225	269	44	23	11	195	126	115	.342
1986	772	206	257	34	15	11	183	116	116	.333
1987	716	189	253	49	15	16	163	110	76	.353
1988	776	246	276	55	14	12	192	123	83	.356
1989	795	259	261	48	15	21	206	161	83	.328
1990	854	243	277	41	18	8	201	207	55	.324
1991	743	209	241	36	15	17	189	132	40	.324
1992	710	147	217	26	7	6	131	145	27	.306
1993	842	220	268	47	11	11	180	168	34	.318
1994	957	243	322	54	9	6	215	161	53	.336
1995	722	164	210	49	10	9	140	110	33	.291
1996	819	240	286	67	6	21	223	119	43	.349
1997	842	253	317	66	11	25	227	105	70	.376
1998	935	324	355	92	19	36	302	160	88	.380
1999	838	273	328	78	12	39	251	142	55	.391
2000	746	238	279	62	11	23	219	111	44	.374
2001	875	244	312	63	15	23	229	157	41	.357
2002	840	252	313	76	13	25	230	124	58	.373
2003	932	270	336	69	14	41	248	118	59	.361
2004	945	372	395	96	15	49	345	165	55	.418
2005	871	301	316	85	10	43	276	131	48	.363
2006	857	270	308	63	11	47	252	137	15	.359

PITCHING										
Year	Wins	Losses	Win Pct.	SV	IP	ERA	SO	BB	Shutouts	
1980	15	9	.625	4	176	2.63	207	118	1	
1981	19	9	.679	3	186	2.67	187	91	4	
1982	24	5	.828	2	200	1.93	179	74	5	
1983	24	5	.828	3	200	1.96	197	86	5	
1984	19	7	.731	2	180	2.29	136	94	3	
1985	23	4	.852	3	192	2.37	170	69	1	
1986	17	10	.630	3	192.1	3.94	98	97	1	
1987	19	7	.731	0	178.2	3.25	108	105	2	
1988	29	2	.935	10	189	2.00	156	91	2	
1989	21	7	.750	1	195	3.45	195	111	2	
1990	24	5	.828	NA	205	2.87	170	123	7	
1991	18	7	.720	3	176.2	3.05	136	123	7	
1992	17	11	.607	6	186.2	2.70	134	94	2	
1993	22	8	.733	2	205	2.63	117	122	4	
1994	28	5	.848	1	237.1	2.36	200	121	4	
1995	17	10	.630	2	184.2	2.73	163	95	1	
1996	22	7	.759	1	197	2.31	114	65	6	
1997	20	9	.690	5	194	4.12	147	85	3	
1998	29	4	.879	0	216	2.33	172	65	7	
1999	27	3	.900	3	196	3.07	179	86	2	
2000	25	2	.926	3	183	3.40	132	98	3	
2001	31	2	.939	3	224	2.25	194	109	7	
2002	25	6	.807	2	206.2	2.64	201	54	5	
2003	33	1	.971	1	227	2.16	240	71	12	
2004	35	0	1.000	6	219	1.66	248	64	10	
2005	29	4	.879	4	204	1.99	193	68	11	
2006	30	3	.909	0	209	1.94	190	74	13	

Note: 1 tie each in 1980, 1990, 1991 and 2000
 Bold face denotes team record

TEAM RECORDS (1980-2006)

Consecutive victories (one season):	35	(2004) *
Consecutive victories (overall):	54	(2003-2005) *
Consecutive losses (one season):	4	(1992, 1993, 1995)
Consecutive losses (overall):	4	
Most runs scored in a game:	28	(vs. Gardena 5/25/88; vs. Taft 4/1/02)
Most runs allowed in a game:	22	(vs. Cleveland, 4/11/87)

* State record

NO-HITTERS BY CHATSWORTH PITCHERS

5/4/82	Brian Wood (5-inning no hitter, rain) 7-0 at Reseda
5/2/89	Derek Wallace 6-0 vs. Kennedy
4/3/93	Jim DeBiase (4 innings) and Kyle Reed (1 inning) 14-0 vs. St. Francis
4/7/98	Jason Renno (5-inning no-hitter) 23-0 at Grant
3/16/99	Scott Sellz 9-0 at San Fernando
3/27/03	Jason Dominguez (5-inning no hitter) 12-0 vs. Taft

2006 West Valley League

Standings

Team	League				Overall		
	W	L	Pct.	GB	W	L	Pct.
CHATSWORTH	14	1	.933		30	3	.909
El Camino Real	13	2	.867	1	26	6	.812
Cleveland	6	9	.400	8	20	11	.645
Granada Hills	6	9	.400	8	18	13	.581
Birmingham	5	10	.333	9	14	16	.467
Taft	1	14	.066	13	5	22	.185

AWARDS...

TEAM

2003—National champions by USA Today, Baseball America and Collegiate Baseball.

2004—National champions by USA Today, Baseball America and StudentSports.

INDIVIDUAL

All-Americans

2003—Justin Cassel, P.

2004—Willie Cabrera, 2B;
Jason Dominguez, P-OF.

2005—Matt Dominguez, 3B;
Mike Moustakas, SS.

2006—Matt Dominguez, 3B;
Mike Moustakas, SS.

All-State

(1), (2) or (3) denotes first, second or third team.

(By CalHi Sports)

2003—Justin Cassel, P (1); Jason Dominguez, OF (1); Jordan Sisson, C (2).

2004—Willie Cabrera, 2B (1); Jason Dominguez P-OF (1); Matt Dominguez 3B (2).

2005—Matt Dominguez, 3B (2); Mike Moustakas, SS (2).

2006—Mike Moustakas, SS (1); Matt Dominguez, 3B (2); Josh Ravin, P (2).

State Freshman of the Year

(By CalHi Sports)

2004—Matt Dominguez, 3B.

State Sophomore of the Year

(By CalHi Sports)

2005—Mike Moustakas, SS.

State Junior of the Year

(By CalHi Sports)


2006—Mike Moustakas, SS.

National Rookie of the Year

(By National High School Baseball Coaches' Assn.)

2004—Matt Dominguez, 3B.

Keith Renno



LOS ANGELES CITY SECTION

Player of the Year

1983—Keith Nicholson, P. 1988—Joel Wolfe, OF. 1990—Reed McMackin, P. 1998—Mike Kunes, P. 1999—Mike Kunes, P. 2001—Joe Guntz, P. 2003—Justin Cassel, P. 2004—Willie Cabrera, INF; Jason Dominguez, P. 2006—Mike Moustakas, INF.

All-City

(1), (2) or (3) denotes first, second or third team

1966—Bruce Christensen, SS (2). 1967—Jody Perry, OF (3). 1968—Rod Mortensen, OF (2). 1969—Dwight Evans, 3B (1), Rick Rieger, 2B (3). 1970—Richard Lashmet, SS (3). 1972—Barry Wishard, UT (3), Steve Wold, P (3). 1973—Bobby Mitchell, OF (1). 1974—Glenn Heller, 1B (3). 1976—Tim Zeuch, OF (2). 1977—John Stevenson, SS (1). 1979—Bill Thom, OF (2). 1980—Craig Stevenson, INF (2). 1981—Glen Braybrooks, P (1), Reggie Lambert, OF (1), Larry Beinfest, INF (2). 1982—Larry Beinfest, INF (1), Brian Wood, P (1). 1983—Steve Reed, P (1). 1985—Chae-Ho Chong, C (1), Marc Pfeiffer, OF (1), Glenn Stevenson, 2B (1). 1986—Joel Wolfe, 3B (1). 1987—Rex McMackin, OF (1), Joel Wolfe, 3B (1). 1988—Pierre Amado, P (1), Rex McMackin, OF (1), Derek Wallace, P (1). 1989—Rich Aude, INF (1), Jason Evans, INF (1), Derek Wallace, P (1). 1990—Nestor Martinez, INF (1), Mitch Root, OF (1). 1991—Adam Pearlman, C (1), Mitch Root, OF (1). 1992—Mark Lopez, OF (1), David Stevenson, INF (1). 1993—Bryan LaCour, INF (1), Mark Lopez, OF (1). 1994—Ray Daryabigi, OF (1), Jim DeBiase, P (1), Bryan LaCour, INF (1). 1996—Danny Phillips, INF (1), Joe Tillmon, INF (1). 1997—Tom Morefield, OF (1), David Sark, C (1), Tim Weigand, OF (1), Greg Wold, UT (1). 1998—Matt Cassel, INF (1), Matt Fisher, INF (1), Bryan Gant, OF (1), Tom Morefield, OF (1). 1999—Matt Fisher, INF (1), Steve Kracow, OF (1), Chad Redfern, OF (1), Scott Sellz,

P (2). 2000—Matt Fisher, INF (1), Joe Guntz, P (1), Brian Lee, OF (2). 2001—Brian Lee, OF (1), Gregg Wallis, INF (1), Ryan Barba, INF (2), Danny Dominguez, C (2). 2002—Jason Dominguez, OF (1), Ryan Barba, INF (2), Joe Guntz, P (2), Jared Halpert, OF (2). 2003—Jason Dominguez, OF (1); Keith Renno, OF (1); Jordan Sisson, C (1). 2004—Matt Dominguez, INF (1), Mike Fernandez, C (1), Jake Norton, P (2). 2005—Matt Dominguez, INF (1); Mike Moustakas, INF (1); Darren Norris, P (1); Thomas Cassidy, 1B (2). 2006—Bobby Coyle, OF (1); Matt Dominguez, INF (1); Trent Jones, P (1); Oscar Gutierrez, INF (2).

WEST VALLEY LEAGUE

Player of the Year

1969—Dwight Evans, OF. 1972—Steve Wold, P. 1977—John Stevenson, SS. 1981—Glen Braybrooks, P. 1982—Larry Beinfest, INF. 1983—Keith Nicholson, P. 1985—Bill Berry, P. Glenn Stevenson, INF. 1988—Joel Wolfe, OF. 1989—Derek Wallace, P. 1991—Mitch Root, SS. 1992—David Stevenson, 1B. 1994—Bryan LaCour, SS. 1997—Ismael Marin, P. 1998—Mike Kunes, P. 1999—Mike Kunes, P. 2000—Matt Fisher, SS. 2001—Joe Guntz, P. 2003—Justin Cassel, P, Jason Dominguez, OF. 2004—Willie Cabrera, 2B, Jason Dominguez, P-OF. 2005—Mike Moustakas, SS-P. 2006—Mike Moustakas, SS.


All-West Valley League

(1), (2) or (3) denotes first, second or third team

1963—Jim Kraus, OF (2). 1964—Terry Meyer, C (1). 1965—Bruce Bailey, OF (2). 1966—Bruce Christensen, INF (1), Lee Smith, INF (2). 1967—Jody Perry, OF (1), Mike Adams, OF (2), Lee Smith, INF (2). 1968—Ken Charles, OF (1), Dwight Evans, INF (1), Rod Mortensen, OF (1), Gary Smith, P (2). 1969—Richard Cox, P (1), Richard Rieger, INF (1), Mark Cunningham, OF (2), Daniel

Davis, 1B (2). 1970—Richard Lashmet, INF (1), Allen Christensen, OF (2), Daniel Davis, 1B (2). 1971—Steve Garrison, OF (1), Danny McAlpin, INF (2). 1972—Rick Griffith, 1B (1), Dan McAlpin, OF (1), Barry Wishard, INF (1), Bobby Mitchell, OF (2). 1973—Bobby Mitchell, OF (1), Mark Villaseñor, P (1), Greg Ris, UT (2), Craig Ross, OF (2). 1974—Joe Conron, INF (1), Glen Heller, 1B (1), Jeff Kester, OF (1), Tom Tucker, P (1), Larry Kadin, OF (2), Don Mitchell, INF (2). 1975—Tom Crawford, OF (1), Darrell Pretty, INF (2), Tim Zeuch, P (2). 1976—Andre David, 1B (1), Brian David, INF (1), Tim Zeuch, OF (1), Doug Anderson, P (2), Jeff Ris, OF (2), John Stevenson, INF (2). 1977—Brian David, INF (2), Sam Filippo, 1B (2), John Miller, OF (2). 1978—Mike Duggan, INF (1), Doug Anderson, P (2), Greg Golubski, INF (2), Bob Manley, OF (2), Craig Stevens, UT (2), Mike Stevens, 1B (2). 1979—Mike Fryan, INF (1), Eric Snape, 1B (1), Craig Stevenson, INF (1), Bill Thom, OF (1), Rene Simen, OF (2). 1980—Glen Braybrooks, UT (1), Craig Stevenson, INF (1), Gene Lambert, P (2), Dave Ricketts, C (2), Ty VanBurkleo, 1B (2). 1981—Larry Beinfest, INF (1), Reggie Lambert, OF (1), Doug Hickok, C (2), Richard Simen, OF (2). 1982—Joe Gioia, INF (1), Chris Lambert, OF (1), Brian Wood, P (1), Bruce Ketring, 1B (2), Dan Tyler, P (2). 1983—Mike Bush, OF (1), Steve Reed, P (1), Leo Lambert, OF (2). 1984—Bill Berry, P (1), Pete Kuld, 1B (1), Tim Suydam, INF (1). 1985—Chae-Ho Chong, C (1), Mike Ernst, INF (1), Marc Pfeiffer, OF (1), Juan Hernandez, INF (2), Will L'Heureux, P (2), Eric Rothfield, OF (2). 1986—Robert Roseboro, INF (1), Mark Schauer, P (1), Joel Wolfe, 1B (1), John Dunn, C (2), Marcelino Mendoza, OF (2), Brent Ruedy, OF (2). 1987—John Dunn, C (1), Rex McMackin, OF (1), Joel Wolfe, INF (1), Pierre Amado, P (2), Ty Powell, OF (2). 1988—Pierre Amado, P (1), Art Lowe, INF (1), Rex McMackin, OF (1), Dave Waco, INF (1), Derek Wallace, P (1), John Haselbusch, OF (2). 1989—Rich Aude, INF (1), Jason Evans, INF (1), Vince Simili, INF (1), Kevin Chong, OF (2), Eric Johnson, C (2), Reed McMackin, P (2). 1990—Nestor Martinez, 2B (1), Mitch Root, UT (1). 1991—Nestor Martinez, INF (1), Brandon Nickens, P (1), Adam Pearlman, C (1), Thurman Williams, OF (1), Doug Dean, P (2), Tony Moreno, P (2), Mike Muir, INF (2). 1992—Mark Lopez, OF (1), Brandon Nickens, P (1), David Stevenson, 1B (1), Bryan LaCour, 3B (2), Jesse Yeomans, P (2). 1993—Bryan LaCour, INF (1), Mark Lopez, OF (1), Ray Daryabigi, OF (2), Jim DeBiase, P (2), Luis Enriquez, INF (2). 1995—Tony Ardito, C (1), Fred Farzaneh, P (1), Jon Tucker, 1B (1),

Jason Dominguez



Harry Kenoi, P (2), Joe Tillmon, INF (2). 1996—Frank DiPoma, P (1), Danny Phillips, OF (1), Andrew Silver, P (1), Joe Tillmon, OF (1), Mike Wexler, POS (1), Greg Wold, P (1), Micah Berger, C (2), David Sark, C (2), Stuart Sellz, P (2), Tim Weigand, POS (2). 1997—Bryan Gant, OF (1), David Sark, C (1), Tim Weigand, OF (1), Greg Wold, INF (1), Danny Eisenberg, INF (2), Matt Fisher, INF (2), Nathan Frost, UT (2), Tom Morefield, OF (2). 2000—Jacob Ball, 1B (1); Joe Guntz, P (1); Brian Lee, OF (1); Brett Munson, OF (1); Sean Richards, P (1); Gregg Wallis, INF (1); Ryan Barba, INF (2); Jared Halpert, OF (2); Brian Levinson, UT (2). 2001—Ryan Barba, INF (1); Danny Dominguez, C (1); Jared Halpert, OF (1); Brian Lee, OF (1); George Spadier, 1B (1); Gregg Wallis, INF (1); Justin Cassel, P (2); Jason Dominguez, OF (2); Sean Richards, P (2); Jon Selman, OF (2). 2002—Ryan Barba, SS (1), Jason Dominguez, OF (1), Justin Cassel, P (2), Joe Guntz, P (2), Jared Halpert, OF (2), Brian Lee, OF (2), Brett Munster, 3B (2). 2003—Mike Fernandez, 3B (1), Chris Fredericks, OF (1), Brett Munster, SS (1), Keith Renno, OF (1), Jordan Sisson, C (1), Bryan Petersen, OF (2). 2004—Willie Cabrera, 2B (1), Tom Cassidy, 1B (1), Jason Dominguez, P-OF (1), Matt Dominguez, 3B (1), Mike Fernandez, C (1), Jake Norton, P (1), Bryan Petersen, OF-P (1), J.C. Barker, OF (2), Mike Moustakas, SS (2), Oliver Padre, OF (2). 2005—J.C. Barker, OF (1), Thomas Cassidy, 1B (1), Matt Dominguez, 3B (1), Darren Norris, P (1), Mitul Patel, OF-INF (1), Andrew Baslow, OF (2), Bobby Coyle, OF (2), Carlos Najar, C (2). 2006—Bobby Coyle, OF (1), Matt Dominguez, INF (1), Oscar Gutierrez, INF (1), Jonathan O'Leary, P (1), Oliver Padre, OF (1), Kyle Barbato, C (2), Nick Devian, OF (2), Trent Jones, P (2), Daniel Simmons, P (2).

NATIONAL COACH OF THE YEAR
2003—Tom Meusborn (USA Today).

LOS ANGELES CITY SECTION COACH OF THE YEAR
1983—Bob Lofrano.
1990—Tom Meusborn.


... ALUMNI

CHANCELLORS IN PRO BASEBALL

Year of graduation precedes names. Some players signed in later years.

1966—Bruce Christensen, SS, California. 1969—Dwight Evans, OF, Boston. 1972—Richard Lashmet, SS, Kansas City. 1973—Bobby Mitchell, OF, Los Angeles. 1976—Andre David, OF, Minnesota. 1977—Brian David, 2B, Seattle; John Stevenson, SS, San Diego. 1978—Jim Benedict, P, Kansas City. 1980—Gene Lambert, P, San Francisco; Craig Stevenson, SS, Houston; Ty Vanburkleo, 1B, Milwaukee. 1982—Brian Wood, P, San Francisco. 1983—Keith Nicholson, P, Detroit; Steve Reed, P, San Francisco; Sherman Webb, SS, San Francisco. 1984—Pete Kuld, P, San Diego. 1988—Joel Wolfe, OF, Oakland. 1989—Rich Aude, 1B, Pittsburgh; David Waco, 2B, California; Derek Wallace, P, Chicago Cubs. 1991—Mitch Root, 3B, Chicago Cubs; Thurman Williams, OF, San Francisco; 1991—Jon Tucker, 1B, Los Angeles. 1996—Danny Phillips, OF, Colorado. 1999—Mike Kunes, P, San Francisco Giants; Chad Redfern, P, Atlanta. 2001—Matt Fisher, INF, New York Mets. 2002—Ryan Barba, INF, Milwaukee. 2003—Justin Cassel, P, Chicago White Sox. 2004—Willie Cabrera, OF, Atlanta. 2006—Josh Ravin, P, Cincinnati.


Bryan Petersen



CHANCELLORS IN FOUR-YEAR COLLEGE BASEBALL

1972—Steve Wold, Cal State Northridge. 1973—Bobby Mitchell, USC; Greg Ris, USC. 1976—Andre David, Cal State Fullerton. 1977—Brian David, Cal State Fullerton; John Stevenson, USC. 1978—Jim Benedict, Arizona State; Mitch Graff, Cal State Northridge; Mike Mason, Loyola Marymount. 1979—Bob Brontsema, UC Santa Barbara; Mike Stevens, San Diego State; Bill Thom, USC. 1980—Craig Stevenson, USC. 1981—Glen Braybrooks, Cal State Fullerton; Reggie Lambert, Loyola Marymount. 1982—Larry Beinfest, Nevada Reno. 1984—Pete Kuld, Pepperdine. 1986—Brent Ruedy, UC Davis. 1988—Eric Johnson, Cal Lutheran; Rex McMackin, UC Riverside; David Waco, UC Santa Barbara; Joel Wolfe, UCLA. 1989—Pierre Amado, Cal State Northridge; Jason Evans, California; Vince Simili, UC Riverside; Derek Wallace, Pepperdine. 1990—Mike Mancuso, USC; Reed McMackin, USC. 1991—

Mike Muir, Michigan; Adam Pearlman, Pepperdine. 1992—Brandon Nickens, Cal State Northridge; David Stevenson, Cal State Northridge; Jesse Yeomans, Cal State Northridge. 1993—Mark Lopez, Pepperdine. 1994—Bryan LaCour, UC Santa Barbara; Jim DeBiase, Cal State Northridge. 1996—Danny Phillips, Cal State Northridge. 1997—David Sark, California. 1998—Bryan Gant, Cal Poly San Luis Obispo; Tom Morefield, Cal State Northridge; Kevin O'Hara, Chico State. 1999—Mike Kunes, UCLA; Chad Redfern, San Diego State. 2000—Jacob Ball, Fresno State; Matt Cassel, USC; Matt Fisher, Oklahoma/UC Irvine; Oscar Marin, Arkansas-Littlerock; Brett Munson, Cal State Stanislaus. 2001—Brian Lee, UC Santa Barbara; Gregg Wallis, UC Irvine. 2002—Ryan Barba, New Mexico; Joe Guntz, Cal State Sacramento; Jared Halpert, Cal State Northridge/Fresno State. 2003—Justin Cassel, UC Irvine; Brett Munster, California; Keith Renno, Cal State Northridge. 2004—Jason Dominguez, Pepperdine; Jake Norton, New Mexico; Bryan Petersen, UC Irvine. 2006—Oliver Padre, Arizona; Daniel Simmons, UC San Diego.



Brett Munster

Administration Staff chatsworth



Jeff Davis
Principal




Mike Immken
Athletic Director



Laura Voets
Assistant Principal



Beverly Bushner
Assistant Principal



Terry Potter
Assistant Principal



Warren Jarvis
Assistant Principal



Frances Maylad
Finance Manager




Claudia Di La Torre
Finance Assistant



Debbie Levinson
Finance Assistant




Debbie Rizzotti
Baseball Assistant



Gary Rennpfert
Youth Service Coordinator/GM



Faith Ichida
Nurse



Chris Gunn
Plant Manager






Sherri Osborne
Booster Club President



Dede Krausen
College Councillor

CHANCELLOR CANDIDS




PROUDLY SUPPORTING
CHATSWORTH
BASEBALL



**FAMILY OWNED & OPERATED
SINCE 1934**

**EXTRA TRASH? GIVE US A CALL!
1-877-TRASHBIN**



www.lgtinc.com E-mail sales@lgtinc.com

Randy Jones

Go J-Train

Precision CNC Grinding
Cutting Tool Fabrication
Performance PVD Coatings

818-700-8404

800-211-8384

Fax 818-700-1409

9601 Owensmouth Ave., Suite 19
Chatsworth CA 91311

CERTIFIED FINANCIAL PLANNER

DENNIS DEYOUNG

9401 Reseda Blvd., Suite 100

Northridge, CA 91324

818-280-0280 888-867-7755

Fax 818-280-0794



MEMBER BSE, NASD, NFA AND SIPC

CDI# 0739977

E-Mail: ddeyoung@mail.bkst.com

JBES

Congratulations Jerry

Architectural Lighting and
Dimming Control Specialists


888-747-9998



*Lights out pitching,
power hitting & the
right attitude!*



Go J-Train



LightingControlExperts.com



Third Generation Clothing

**9514 Reseda Blvd. #5
Northridge, CA 91324**

Located on the corner of Reseda & Plummer

818-882-2035



Artful Dodger



Miss Me



JOE'S



ROCAWEAR

Ed Hardy



LACOSTE



HARAJUKU LOVERS

Sean John




*Live Mechanics
-Well Established-*



Chick's SPORTING GOODS

Largest Selection of *Rawlings* Baseball & Softball Gloves ANYWHERE!



- With more than 600 gloves in stock
- Over 1,000 bats in stock
- Rawlings, America's #1 glove, chosen by more pros & colleges than any other brand

Visit any of our locations and see the largest display of baseball & softball equipment and clothing...ANYWHERE!

WEST COVINA
2753 E. Eastland Ctr. Dr.
626-331-8227

PASADENA
3359 E. Foothill Blvd.
626-351-1843

UPLAND
121 East Foothill Blvd.
909-982-1347

CHINO
4044 Grand Avenue
909-590-7626

LAGUNA HILLS
24821 Alicia Parkway
949-472-8180

YORBA LINDA
23081 Savi Ranch Parkway
714-685-7802

LADERA RANCH
27502 Antonio Parkway
949-365-1278

TUSTIN
2771 El Camino Real
714-731-1300

WOODLAND HILLS
6100 Topanga Cyn. Blvd.
818-961-0109

OCEANSIDE
3514 College Blvd.
760-945-5444

3075 East Thousand Oaks Blvd.
Westlake Village, CA 91362
(805) 230-1310



*Wishing Trevor and Chatsworth Baseball
another tremendous season !!*

Ted J. Weiner
President / CEO

Selected as the 2005 "Small Business of the
Year" for the California 37th Assembly District

Total Rehab Care, Inc.

Specialists in providing Physical Therapy, Occupational Therapy, Speech Language Pathology,
Respiratory Therapy, Durable Medical Equipment and Supplies.

Wine Tasting Friday Nights 5 - 8pm
OPEN
Open: Tues. - Sunday 4:30pm - 10pm

• Private & Company Banquets • B.B.Q.'S,
• Baby & Bridal Showers
• Wedding Receptions • Bat & Bar Mitzvahs
• Quinceaneras

BURGUNDY CREEK
GRILL AND CATERING
Start Booking your
Holiday Parties

50% Off
Any Entree
Buy 1 Entree, Get the 2nd
(of equal or lesser value) @ 1/2 Off.
One coupon per table.
Expires 12/31/06 CPC WDH 1106

\$100 Off
Any Event Booking
\$500 or more
Expires 12/31/06 CPC WDH 1106

Extensive Sunday Champagne
Brunch 10:30am - 2pm
23360 Lake Manor Dr., Chatsworth
818-883-0000

LUCK
CHATSWORTH
IN
YOUR
2007
SEASON!

Del Renno & Sons

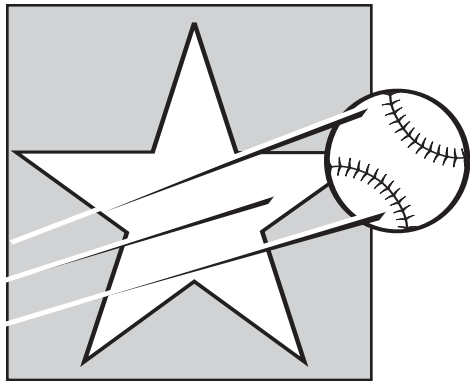
PLUMBING INC.

REPAIRS • ROOTER SERVICE • NEW INSTALLATIONS
Since 1958

(818) 341-4832
(805) 581-2343
State Lic. No. 386438

Michael Renno CHS Class of '72
Laurie Renno CHS Class of '75
Jason Renno CHS Class of '98
Keith Renno CHS Class of '03

Troy,
HAVE A GREAT SENIOR YEAR
Love
Dad, Mom, Thomas and Travis



**WESTERN
 EXTERMINATOR COMPANY**

Complete Termite & Pest Control.
 Family Pride In Excellence Since 1921
www.west-ext.com



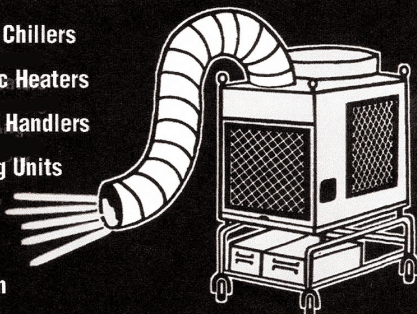
(800) WEST-EXT
 (800) 937-8398
 (818) 989-1100
 (323) 873-6729
 (661) 253-4021
 (818) 997-6976 Fax

When Phoning Please Mention
TOM CASSIDY
 Sales/Service Technician

**STUDIO
 AIRCONDITIONING**

Rentals & Sales of Portable A/C Units & Heaters

- Package Units/ Chillers
- Gas and Electric Heaters
- 10 & 20 Ton Air Handlers
- Portable Rolling Units
- On Call 24 Hours A Day
- On Any Location
- 1-100 Ton Capacity



*"We Guarantee the Best
 Service in Town!"*

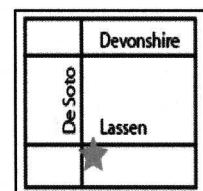
Our Reliable Rolling Units Are Ideal For Cooling Down
 Any Practical Location or Hot Set

For Reasonable Rates & Reliable Service

Call 818-222-4143
www.studioair.com

**Subway Supports
 Chatsworth High School Athletics!**

SUBWAY
eat fresh.™



FREE 21 oz. Drink!

*With the Purchase of any Sub, Salad or Wrap
 Just mention Chatsworth Baseball*

Valid **ONLY** at 9870 De Soto Ave (Cross St. Lassen)
 818 718 7602



Law Offices of
HEWITT & PROUT

Stephen L. Hewitt, Esq.

Specializing in personal injury and civil litigation

Tel: (818) 509-0311

Fax: (818) 509-0402

4640 Lankershim Blvd., Suite 600

North Hollywood, CA 91602



TANDEM
MORTGAGE INC.

Northridge Office

office (818) 700-6300
fax (818) 993-9914
cell (818) 389-3636

19520 Nordhoff Street #7
Northridge, CA 91324

Bret J. Temple

Vice President

Sr. Loan Consultant

btemple@tandemmortgage.com
www.tandemmortgage.com

Westlake Village Office

office (818) 991-5626
fax (818) 879-0751
cell (818) 389-3636

31255 Cedar Valley Drive #208
Westlake Village, CA 91361

bannersuperstore.com
BANNERS MADE EASY

• Design

• Banners

• Magnets

• Vehicle Graphics

Signs®

Posters®

Stickers®

Digital Printing®

JCL Graphics (213) 622.9775




David Joseph Studios

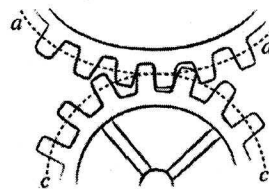
Weddings
Bar/Bat Mitzvahs
Portraits
Special Events

Dave Siegel
818.366.0848
dsiegel@socal.rr.com

We've got your bases covered...



Go Chancellors!




theDatabaseFactory

custom database & web services

www.thedatabasefactory.com

Studio City, CA



LOONEY BINS
Southern California's Leading Recycler

GOOD
LUCK
CHATSWORTH
IN YOUR
2007
SEASON

Carlos Jr. !!!
We're Very Proud of You!!!

LATIN SERVICES

Income Tax & Notary Public
Casamientos, Travel Agency
Accounting & Payroll



LILY ESCOBAR

127 S. BRAND BLVD.
SAN FERNANDO, CA 91340

Tel: (818) 365-5065
Fax: (818) 365-5615
Cell: (818) 326-7886



11141 TAMPA AVENUE
NORTHRIDGE, CA 91326

Jeff LaCour
Real Estate Consultant

Direct: (818) 435-1161
Office: (818) 366-3300
Fax: (818) 435-1168
E-mail: jwlaour@aol.com
www.jefflacour.com

*Good Luck
Chancellors!*

Sonia Lerman-Gluck
An Independent Representative of:



Take Control of Your Finances and Your Life
For a complimentary customized financial needs analysis, call today!

Sonia Lerman-Gluck
816 Camarillo Springs Rd., Suite C; Camarillo, California 93012
or call (805) 653-0080

Visit us online at www.Primerica.com

Tutoring That Works

After School Help With Homework (Group)
Private Tutoring
Reading, Math, Science, Writing

Krafty Kids & Teen Center
8962 Corbin Ave., Northridge 818-727-9556

Law Offices of
JEFFREY S. WEISS



JEFFREY S. WEISS
Attorney at Law
Criminal & Personal Injury Law

(818) 509-0311 Tel.
(818) 509-0402 Fax

4640 Lankershim Blvd., Suite 600
North Hollywood, CA 91602



TO THE CHANCELLORS AND

#11

SUCCESS IN 2007

Tina, Alexis, Kym, Kalei and McKynzie

TROY CASSIDY:

Good Luck This Season!

**LOVE,
The Georges', Freemans' and Adams'**

**Go Chancellors!
Go Carlos Jr.! #13**

**Your Grandparents,
Uncles, Aunts & Cousins**

TONY TOVEN
tony@clearimageprinting.com

P 818 547 4684
F 818 547 4685
C 310 505 7038

**CLEARIMAGE
PRINTING CO**

731 West Wilson Avenue Glendale, CA 91203

www.clearimageprinting.com

Appt: _____

(818)341-7676

Beauty² SALON
"From Head to Toe"

21534 Devonshire St. Unit D
Chatsworth, CA 91311



TALLEY-HO BARBER SHOP

**A Proud Supporter of
Chatsworth Baseball**

*Paris
Nails*

Professional Nail Care And
Expert Facial Treatments
For Ladies/Gentlemen

21411 Devonshire St.
Chatsworth, CA 91311

(818) 773-8930

*Aida
Skincare*

Mon. - Fri. 9 AM - 7 PM
Sat: 9 AM - 6 PM
Or By Appointment

(818) 571-5058

BLOCK, PLANT, EISNER, FIORITO & BELAK-BERGER
AN ACCOUNTANCY CORPORATION

ERIC M. HUNT, CPA

16542 VENTURA BOULEVARD, SUITE 300, ENCINO, CALIFORNIA 91436
TEL: (818) 501-2833 FAX: (818) 501-6752
E-MAIL: eric@blockplant.com

LAW OFFICES OF
DENNIS J. HERSHEWE

A PROFESSIONAL
LAW CORPORATION

DENNIS J. HERSHEWE
ATTORNEY AT LAW

21835 NORDHOFF STREET
CHATSWORTH, CALIFORNIA 91311

S.F. VALLEY (818) 700-8430

The Dugout Club

- Khun Dang
- Outlet Center Tickets

GO CHANCELLORS!



GO NICK!

The Devian's

♥ **Vahe, Jackie, Taylor and Roxy**

Troy #26
Have Fun & Good Luck
Love,
Nana and Grandpa



• Surfboards
• Customs • New • Used
• Short & Classic Longboards
• Wetsuits & RashGuards
• Surfwear
• Accessories
• Gifts

**Aloha Shirts
OPEN 7 DAYS**

20936 Devonshire St. • Chatsworth (corner of DeSoto)

• Skateboards
• Skimboards
• Boogieboards
• Safety Equipment
• Skatewear
• Surf / Hawai'ian
Home Furnishings

COMPLETE SURF & SKATE PRO SHOP
SALES • SERVICE • REPAIRS
349-9283 (wave)



Hartt
ENGRAVING, INC.
Est. 1949

9810 Owensmouth Ave.
Unit 11
Chatsworth, CA 91311
Ph.: (818) 709-4790
FAX: (818) 709-2743

KEVIN HARTT

Yag and CO₂ Laser Engraving
Computer controlled Engraving
Hot Stamping
Pad Printing
Sand Blast Etching

Specializing in the imprinting,
engraving
and etching of promotional and
premium

Ron Patterson

661-250-3125

General Contractor **Commercial & Residential**

19803 Collins Road
Santa Clarita, California
91351

Lic. #873290

Orthodontics for Children & Adults

A pleasant experience to many great smiles

Dr. Alexander Yuen
D.D.S., M.S.

20439 Sherman Way, Winnetka, CA 91306
(818)-883-3922

5400 Balboa Blvd, Suite 308, Encino, CA 91316
(818)788-8840

Consultation by Appointment



Tires for Less **CHATSWORTH TIRE**

21803 Devonshire St.
Chatsworth, CA 91311-2906
(818) 341-8631 • Fax (818) 341-8130
Hours Mon.-Fri. 7:30-6 Sat. 7:30-4

• Hank Heeber	• Bob Carrillo	• Gil Felix	• Ronald Davilla
• Cristian Urquijo	• Ron Hanks	• Whit Winik	• David Cordova
• Victor Ocampo			• Alex Vasquez



BE DAZZLED

Nail Spa, Etc. . .
Full Service Nail Salon for Men & Women

20961 Devonshire St.
Chatsworth, CA 91311
(818) 886-0967

Tue - Sat
9.00 AM - 7.00 PM

#1 in Chatsworth

TACOS EL COSAS



Rico
Menudo y pozole
sat & sun \$6.00


OPEN 7 DAYS A WEEK
From 6:30 am To 11:00 pm

21915 DEVONSHIRE ST.
CHATSWORTH, CA. 91311

TEL: (818) 718-2521



Go Cameron
Have a Great
Season
Love,



Dad, Aaron, Tamar &
Nana

PORTER RANCH

HAIR STYLING FOR MEN

Darlene

19358 RINALDI AT TAMPA
NORTHRIDGE, CA 91326

BY APPOINTMENT
(818) 363-4960

SUSAN SPIZER MTCM L.Ac.
Diplomate, National Board of Acupuncture Orthopedics
Acupuncture Nutrition Herbs CranioSacral Therapy
Frequency Specific Microcurrent
Women's Healthcare



Tel: 818.884-2225
Fax: 818.884-7371
6355 Topanga Canyon Blvd
Suite 504
Woodland Hills, Ca. 91367

suespizer1@mac.com

The Body Center'd

Wholistic Bodywork for Health

Chandra

Owner, Practitioner

Doral Desert Princess Resort

28555 Landau Blvd., Cathedral City, CA 92234

Phone 760.322.6377 Cell 760.413.9070 Fax 760.324.9319
www.TheBodyCenterd.com E-mail TheBodyCenterd@juno.com

Carlos Jr.

Have a GREAT Season

Bro!

Ryan Escobar

THE BASEBALL CARD CO.

17537 Chatsworth St.

Granada Hills, CA 91344

(818) 366-1473 (818) 366-1584 Fax

e-mail: bbcardco@aol.com

"The Valley's best bid board"

PSA authorized dealer

Open 7 days

Mon-Fri 11-6 Sat 10-6 Sun 11-5

Tianello®

Kate Baslow

3701 S. Broadway
Los Angeles California
90007

Voice:

1 800 223 8328

1 323 231 0599

Fax:

1 323 231 0064

kate@tianello.com

The Chancellors would like to thank
DAVE BIRKUS & SANYO FISHER
for all their great support of the
Chatsworth baseball program
over the years!



Alex A. Collins

Freelance Photographer

Cell (661) 714-1670
Dufresne182@sbcglobal.net



*Doggone Good
Dog Grooming*

Adrienne, owner
21812 Devonshire St.
Chatsworth, CA 91311
(818) 718-8744
www.k9styles.com

Business Hours
Wednesday-Saturday



Magic Touch

Angela
Hairstylist

17646 Lassen St. #3
Northridge, CA 91325

Cell: (818) 943-7636
Phone: (818) 709-1820
Home: (818) 349-5927

BASKETBALL
BASEBALL
SOCCER



FOOTBALL
HOCKEY
RUGBY

SPORTS APPAREL - TEAM OUTFITTER - CUSTOM T-SHIRTS
EMBROIDERY - SILKSCREENING

ROLLIN O. ENGELSEN

WEST L.A.
11807 SANTA MONICA BLVD.
LOS ANGELES, CA 90025
(310) 477-7700
(310) 477-0199 FAX
INFO@OFFSIDESPORTS.COM

VALLEY
19555 VENTURA BLVD.
TARZANA, CA 91356
(818) 708-2330
(818) 708-0013 FAX
ROLLIN@PLANETOFFSIDE.COM

www.offsideports.com

Frank McAndrew
Multi-Million Dollar Club
REALTOR®



Prudential

California Realty

21049 Devonshire Street
Chatsworth, CA 91311-2633
Bus 818 882-2821 Fax 818 882-1839
Res 818 346-5034 Pager 818 603-6193

An independently owned and operated member of Prudential Real Estate Affiliates, Inc.

Surinder Veersilgh
Store Manager



GET THE DOOR. IT'S DOMINO'S.™

**9874 De Soto Av.
Chatsworth, CA 91311
Ph.: 818.882.2200**



CHERYL BROUMLEY
Store Director

RALPHS GROCERY COMPANY

#710-Chatsworth
21431 Devonshire St.
Chatsworth, CA 91331-2935

(818) 341-0950
Fax (818) 341-7426



The Indian Cuisine

10110 Topanga Canyon Blvd
Chatsworth, CA 91311

818-407-8898
fax: 818-998-6340

Tent Kings of Los Angeles

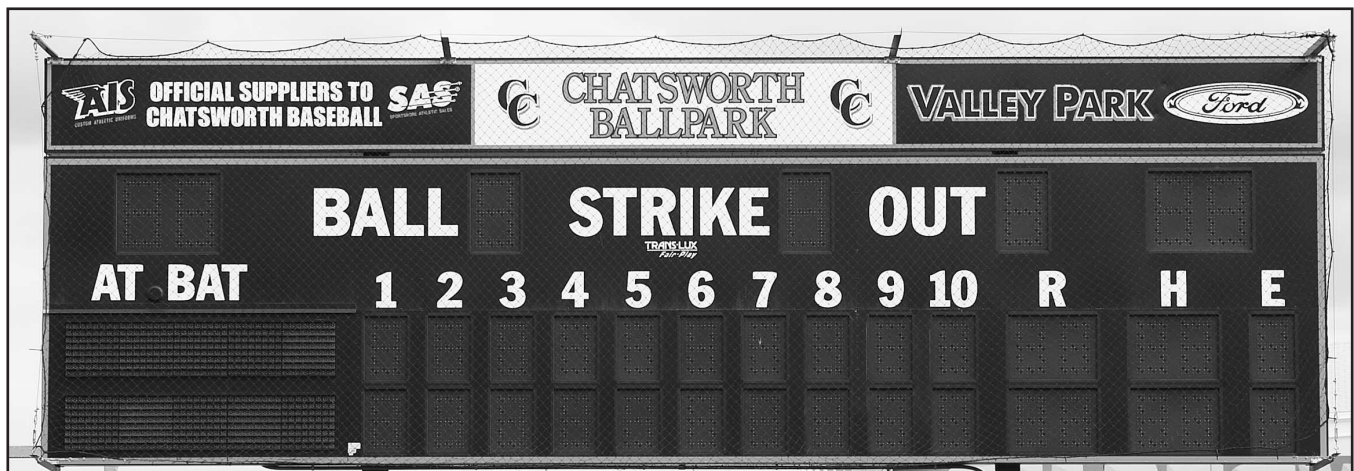
12454 Valley Vista Way, Sylmar, CA 91342

(818) 720-5126

(310) 880-5128

(818) 364-9350 Fax

A Proud Supporter of Chatsworth Baseball



**This Page For
Impress
Communications
Ad**



HAMER
TOYOTA.com

Performance...Powered By People



Our Managers

L-R: Mario Moreira, Dave Gilman, Fred King, Steve Mares,
Larry Freemon, Esther Krynsky, Chris Darby, Ray Jacobs

HAMER
TOYOTA.com *Proudly Supports*


Chatsworth Chancellors Baseball



11041 Sepulveda Boulevard, Mission Hills, CA 91345
818/365-9621 • 661/254-3344
www.hamertoyota.com



CHANCELLOR



CANDIDS

